

# Actuator

14-  
141.022K

Distribution by  
Farnell



<https://farnell.eao.com/p/14-141.022K>

Your product:

---



## 14-141.022K Actuator

### FRONT

<b>Front form:</b>	Round
<b>Front bezel colour:</b>	Nature
<b>Front bezel material:</b>	Aluminium

### MOUNTING

<b>Mounting type:</b>	Panel mounting
-----------------------	----------------

### ELECTRICAL CHARACTERISTICS

<b>Switching voltage and switching current:</b>	250 VAC, 5 A (ohmic) 250 VAC, 3 A (Soldering terminal) 250 VAC, 2 A (inductive, $\cos(\phi) = 0.7$ ) 220 VDC, 0.1 A (inductive, L:R = 30 ms) 110 VDC, 0.2 A (inductive, L:R = 30 ms) 60 VDC, 0.7 A (inductive, L:R = 30 ms) 24 VDC, 2 A (inductive, L:R = 30 ms)
<b>Contacts:</b>	1 NC / 1 NO
<b>Rated Operational Voltage <math>U_e</math>:</b>	250 VAC/DC according to EN IEC 61058-1
<b>Switching rating:</b>	250 V AC @ 3 A
<b>Electrical lifetime:</b>	50 000 cycles of operation
<b>Electric strength:</b>	3000 VAC, 50 Hz, 1 min. between all terminals and earth, according to EN/IEC 61058-1
<b>Protection class:</b>	II
<b>Standards:</b>	According to EN/IEC 61058-1
<b>Thermal current <math>I_{th}</math>:</b>	The maximum current in continuous operation and at ambient temperature not exceeding the quoted maximum values. 3 A

## MECHANICAL CHARACTERISTIC

<b>Terminal:</b>	Plug-in terminal, 2.8 x 0.5 mm
<b>Contact material:</b>	Gold
<b>Switching action:</b>	Rest (a) - Momentary
<b>Switching system:</b>	Snap-action switching element
<b>Switching system:</b>	Self-cleaning, double-break snap action switching system (contact opening width 2 mm x 0.5 mm), 1 normally closed and 1 normally open contact per element.
<b>Switching positions:</b>	2 positions
<b>Switching angle:</b>	42° right
<b>Mechanical lifetime:</b>	1 Mil. cycles of operation
<b>Operating force:</b>	3 N ... 6 N
<b>Operating Travel:</b>	ca. 42°
<b>Tightening torque:</b>	Fixing nut max. 0.25 Nm
<b>Terminal details 1:</b>	Snap-action switching element with axial soldering terminals, which can also be used as plug-in terminals 2.8 x 0.5mm
<b>Weight:</b>	0.029 kg

## AMBIENT CONDITION

<b>IP front protection:</b>	IP65, according to DIN EN 60529
<b>Operating temperature:</b>	– 25 °C ... + 55 °C, mounted as a block, make sure the heat can escape freely
<b>Storage temperature:</b>	– 40 °C ... + 85 °C
<b>Shock resistance:</b>	Max. 150 m / s <sup>2</sup> , pulse width 11 ms, 3-axis, (semi-sinusoidal as per EN IEC 60068-2-27)
<b>Vibration resistance:</b>	Max. 100 m / s <sup>2</sup> from 10 Hz ... 500 Hz, (sinusoidal EN IEC 60068-2-6)
<b>Climate resistance:</b>	Standard condition, as per DIN EN 60068-2-78 Standard cyclic, as per DIN IEC 60068-2-30

## CERTIFICATE

<b>Approbations:</b>	CB (IEC 61058-1), CQC, CSA, DNV, EAC, ENEC (EN 61058-1), UL, VDE
<b>Conformities:</b>	CE, UKCA, 2011 / 65 / EC (RoHS), 2014 / 35 / EU (LVD)
<b>REACH:</b>	REACH compliant
<b>RoHS:</b>	RoHS compliant

## OTHER

### Short Description:

Actuator, Round, Nature, Aluminium, anodised, 1 NC / 1 NO, Rest (a) -  
Momentary, Plug-in terminal, 2.8 x 0.5 mm, IP65, according to DIN EN 60529

### Housing colour:

Black

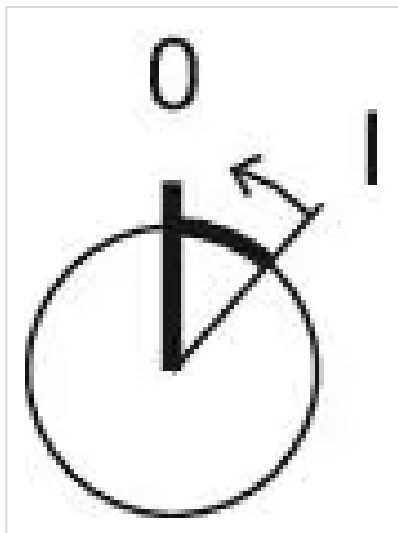
### Hints:

Lock numbers 1001, lock type KABA

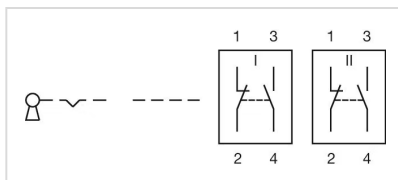
### max. number of switching elements:

1

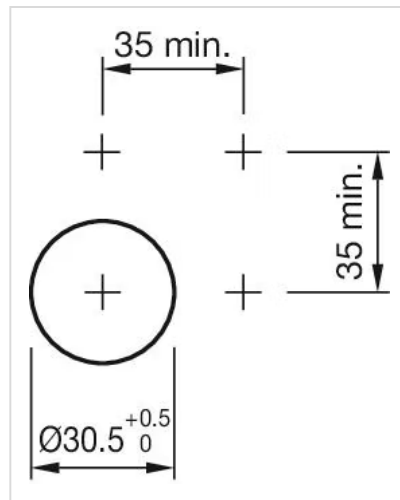
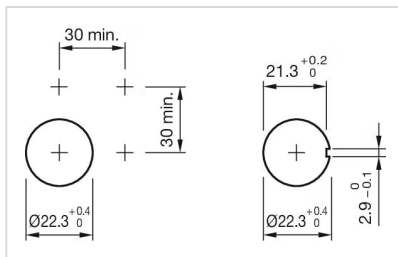
### Switching positions:



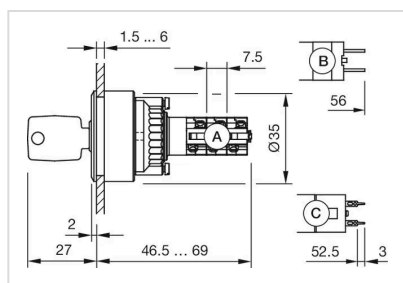
### Wiring diagrams:



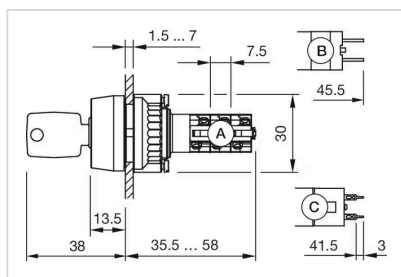
### Mounting cut-outs:



### Dimension drawings:



A = Solder terminal  
 B = Plug-in terminal 2.8 x 0.5 mm  
 C = Universal terminal 2.0 mm x 0.5 mm



A = Solder terminal  
 B = Plug-in terminal 2.8 mm x 0.5 mm  
 C = Universal terminal 2.0 mm x 0.5 mm