

Actuator

14-
433.036

Distribution by
Farnell



<https://farnell.eao.com/component/14-433.036/...>

Your product:



14-433.036 Actuator

Loading ...

FRONT

Front form: Round

MOUNTING

Mounting type: Panel mounting

OPERATING-/INDICATION PART

Lens illumination: Illuminated

ELECTRICAL CHARACTERISTICS

Switching voltage and switching current: 100 mA at 42 VAC/VDC

Contacts: 1 NC / 1 NO

Switching rating: 42 V @ 0,1 A

Electric strength: 3000 VAC, 50 Hz, 1 min. between all terminals and earth, according to EN/IEC 61058-1

Protection class: II

MECHANICAL CHARACTERISTICS

Terminal: Universal terminal, 2 x 0.5 mm

Contact material: Gold

Switching action: Momentary

Switching system: Low-level element

Switching system: This low-level switching element was designed for switching low powers in electronic circuits. The mechanism assures reliable switching of loads ranging from a few $\mu\text{A}/\mu\text{V}$ up to 100 mA/ 42 VAC/DC.

Single-break momentary contact, as normally open or normally closed with 4 independent points of contact. 2 momentary contacts per switching element; combination of normally open and normally closed is possible. Special features are the long life, extremely short rebound time and stable contact resistance.

Mechanical lifetime:	5 Mil. cycles of operation
Operating force:	3 N ... 4 N, depending on the number of switching elements
Operating Travel:	3 mm
Tightening torque:	Fixing nut max. 0.25 Nm
Terminal details 1:	The universal terminals permit these units to be mounted on printed circuit boards (PCB). These terminals can also be used as soldering or plug-in terminals. For these terminals we can also supply a plug-in base which, when soldered on to the board, enables the switch to be plugged in.
Wire cross section:	Max. wire diameter 2 wires of 1 mm Max. wire cross-section of stranded cable 2 x 0.75 mm ²
Weight:	0.016 kg

AMBIENT CONDITION

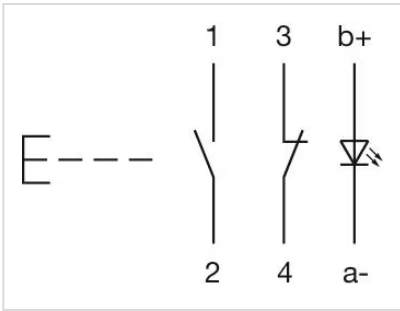
IP front protection:	IP67, according to DIN EN 60529
Operating temperature:	- 25 °C ... + 55 °C, mounted as a block, make sure the heat can escape freely
Storage temperature:	- 40 °C ... + 85 °C
Shock resistance:	Max. 150 m / s ² , pulse width 11 ms, 3-axis, (semi-sinusoidal as per EN IEC 60068-2-27)

CERTIFICATE

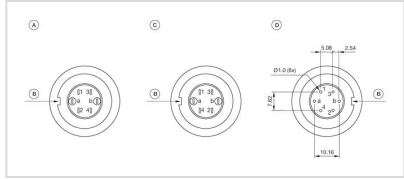
Conformities:	2011 / 65 / EC (RoHS), 2014 / 35 / EU (LVD)
REACH:	REACH compliant
RoHS:	RoHS compliant

OTHER

Short Description:	Actuator, Illuminated, Round, 1 NC / 1 NO, Momentary, Universal terminal, 2 x 0.5 mm, IP67, according to DIN EN 60529
Housing colour:	Black
Wiring diagrams:	

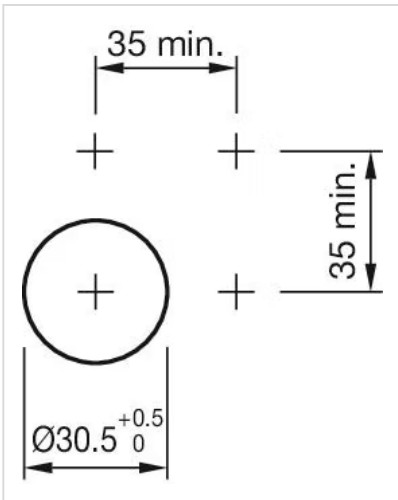


Component layouts:



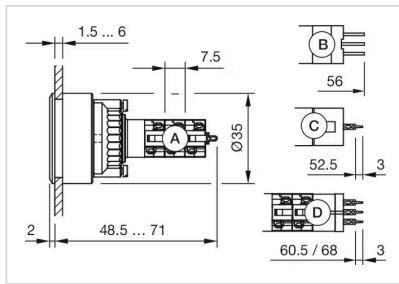
- A = Terminals (rear side)
- B = Anti twist device
- C = Diode block
- D = Drilling plan (component side)

Mounting cut-outs:

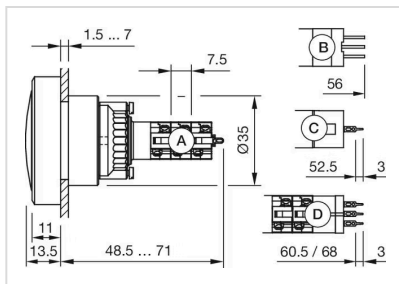




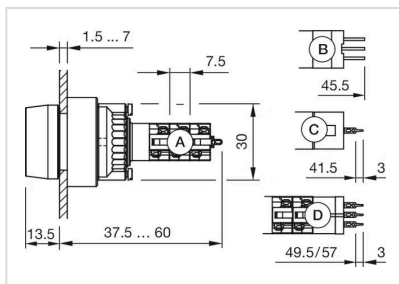
Dimension drawings:



A = Solder terminal
 B = Plug-in terminal 2.8×0.5 mm
 C = Universal terminal 2.0 mm \times 0.5 mm
 Universal-Solder terminal



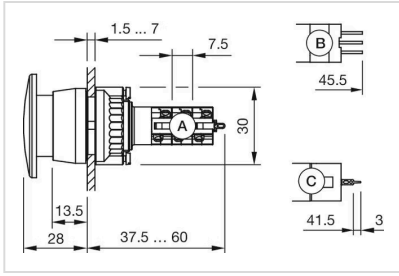
A = Solder terminal
 B = Plug-in terminal 2.8×0.5 mm
 C = Universal terminal 2.0 mm \times 0.5 mm
 D = Universal-Solder terminal



A = Solder terminal
 B = Plug-in terminal 2.8×0.5 mm
 C = Universal terminal 2.0 mm \times 0.5 mm
 D = Universal-Solder terminal



A = Solder terminal
 B = Plug-in terminal 2.8×0.5 mm
 C = Universal terminal 2.0 mm \times 0.5 mm
 D = Universal-Solder terminal



A = Solder terminal

B = Plug-in terminal 2.8 x 0.5 mm

C = Universal terminal 2.0 mm x 0.5 mm