

Actuator

14-
509.02502

Distribution by
Farnell



<https://farnell.eao.com/p/14-509.02502>

Your product:



14-509.02502

Actuator

FRONT

Front form:	Round
Front bezel colour:	Nature
Front bezel material:	Aluminium

MOUNTING

Mounting type:	Panel mounting
----------------	----------------

OPERATING-/INDICATION PART

Lever colour:	Black
Lever material:	plastic
Lever shape:	short

ELECTRICAL CHARACTERISTICS

Switching voltage and switching current:	250 VAC, 5 A (ohmic) 250 VAC, 3 A (Soldering terminal) 250 VAC, 2 A (inductive, $\cos(\phi) = 0.7$) 220 VDC, 0.1 A (inductive, L:R = 30 ms) 110 VDC, 0.2 A (inductive, L:R = 30 ms) 60 VDC, 0.7 A (inductive, L:R = 30 ms) 24 VDC, 2 A (inductive, L:R = 30 ms)
Contacts:	4 NC / 4 NO
Rated Operational Voltage U_e :	250 VAC/DC according to EN IEC 61058-1
Switching rating:	250 V @ 3 A
Electrical lifetime:	50 000 cycles of operation
Electric strength:	3000 VAC, 50 Hz, 1 min. between all terminals and earth, according to EN/IEC 61058-1

Protection class:	II
Standards:	According to EN/IEC 61058-1
Thermal current I_{th}:	The maximum current in continuous operation and at ambient temperature not exceeding the quoted maximum values. 3 A

MECHANICAL CHARACTERISTICS

Terminal:	Soldering terminal
Contact material:	Gold
Switching action:	Rest - Maintained
Switching system:	Snap-action switching element
Switching system:	Self-cleaning, double-break snap action switching system, 1 normally closed and 1 normally open contact per element.
Switching positions:	2 positions
Switching angle:	90° right
Mechanical lifetime:	1 Mil. cycles of operation
Operating force:	3 N ... 6 N, depending on the number of switching elements
Operating Travel:	ca. 90°
Tightening torque:	Fixing nut max. 0.25 Nm
Weight:	0.03 kg

AMBIENT CONDITION

IP front protection:	IP67, according to DIN EN 60529
Operating temperature:	– 25 °C ... + 55 °C, mounted as a block, make sure the heat can escape freely
Storage temperature:	– 40 °C ... + 85 °C
Shock resistance:	Max. 150 m / s ² , pulse width 11 ms, 3-axis, (semi-sinusoidal as per EN IEC 60068-2-27)
Vibration resistance:	Max. 100 m / s ² from 10 Hz ... 500 Hz, (sinusoidal EN IEC 60068-2-6)
Climate resistance:	Standard condition, as per DIN EN 60068-2-78 Standard cyclic, as per DIN IEC 60068-2-30

CERTIFICATE

Approbations:	CB (IEC 61058-1), CQC, CSA, DNV, EAC, ENEC (EN 61058-1), UL, VDE
Conformities:	CE, UKCA, 2011 / 65 / EC (RoHS), 2014 / 35 / EU (LVD)
REACH:	

REACH compliant

RoHS:

RoHS compliant

OTHER

Short Description:

Actuator, non illuminative, Black, short, Round, Nature, Aluminium, anodised, 4 NC / 4 NO, Rest - Maintained, Soldering terminal, IP67, according to DIN EN 60529

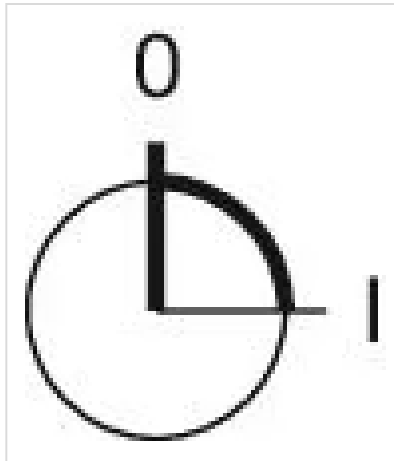
Hints:

The colour of anodised aluminium parts can vary due to technical production reasons

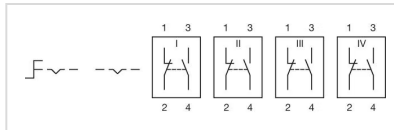
max. number of switching elements:

4

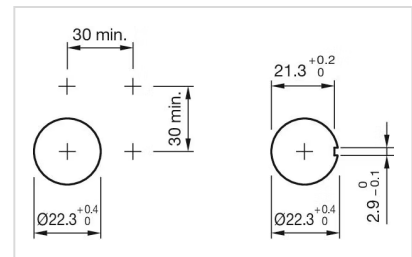
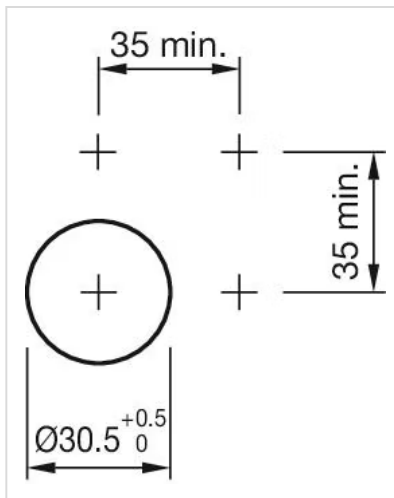
Switching positions:



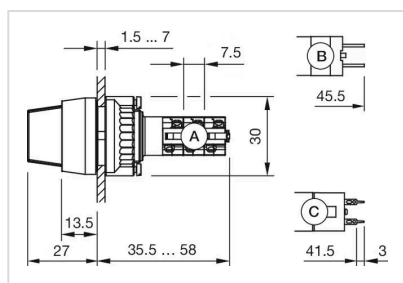
Wiring diagrams:



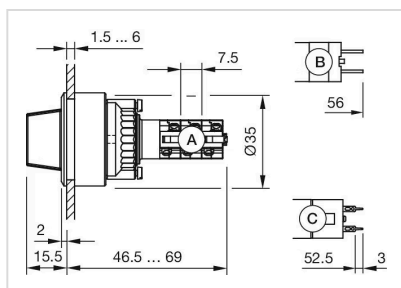
Mounting cut-outs:



Dimension drawings:



A = Solder terminal
 B = Plug-in terminal 2.8 x 0.5 mm
 C = Universal terminal 2.0 mm x 0.5 mm



A = Solder terminal
 B = Plug-in terminal 2.8 x 0.5 mm
 C = Universal terminal 2.0 mm x 0.5 mm