

# Actuator

14-  
522.0360

Distribution by  
Farnell



<https://farnell.eao.com/p/14-522.0360>

Your product:

---



## 14-522.0360

### Actuator

#### FRONT

Front form:	Round
Front bezel colour:	Nature
Front bezel material:	Aluminium

#### MOUNTING

Mounting type:	Panel mounting
----------------	----------------

#### OPERATING-/INDICATION PART

Lever colour:	Black
Lever material:	plastic
Lever shape:	short

#### ELECTRICAL CHARACTERISTICS

Switching voltage and switching current:	100 mA at 42 VAC/VDC
Contacts:	1 NC / 1 NO
Switching rating:	42 V @ 0,1 A
Electric strength:	3000 VAC, 50 Hz, 1 min. between all terminals and earth, according to EN/IEC 61058-1
Protection class:	II

#### MECHANICAL CHARACTERISTICS

Terminal:	Universal terminal, 2 x 0.5 mm
Contact material:	

Gold

<b>Switching action:</b>	Rest - Maintained
<b>Switching system:</b>	Low-level element
<b>Switching system:</b>	<p>This low-level switching element was designed for switching low powers in electronic circuits. The mechanism assures reliable switching of loads ranging from a few <math>\mu\text{A}/\mu\text{V}</math> up to 100 mA/ 42 VAC/DC.</p> <p>Single-break momentary contact, as normally open or normally closed with 4 independent points of contact. 2 momentary contacts per switching element; combination of normally open and normally closed is possible.</p> <p>Special features are the long life, extremely short rebound time and stable contact resistance.</p>
<b>Switching positions:</b>	2 positions
<b>Switching angle:</b>	90° right
<b>Mechanical lifetime:</b>	1 Mil. cycles of operation
<b>Operating force:</b>	3 N ... 4 N, depending on the number of switching elements
<b>Tightening torque:</b>	Fixing nut max. 0.25 Nm
<b>Terminal details 1:</b>	<p>The universal terminals permit these units to be mounted on printed circuit boards (PCB). These terminals can also be used as soldering or plug-in terminals.</p> <p>For these terminals we can also supply a plug-in base which, when soldered on to the board, enables the switch to be plugged in.</p>
<b>Wire cross section:</b>	<p>Max. wire diameter 2 wires of 1 mm</p> <p>Max. wire cross-section of stranded cable 2 x 0.75 mm<sup>2</sup></p>
<b>Weight:</b>	0.025 kg

## AMBIENT CONDITION

<b>IP front protection:</b>	IP67, according to DIN EN 60529
<b>Operating temperature:</b>	– 25 °C ... + 55 °C, mounted as a block, make sure the heat can escape freely
<b>Storage temperature:</b>	– 40 °C ... + 85 °C
<b>Shock resistance:</b>	Max. 150 m / s <sup>2</sup> , pulse width 11 ms, 3-axis, (semi-sinusoidal as per EN IEC 60068-2-27)

## CERTIFICATE

<b>Conformities:</b>	2011 / 65 / EC (RoHS), 2014 / 35 / EU (LVD)
<b>REACH:</b>	REACH compliant
<b>RoHS:</b>	RoHS compliant

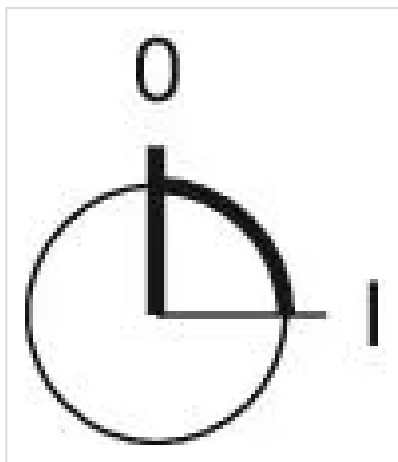
## OTHER

<b>Short Description:</b>	Actuator, non illuminative, Black, short, Round, Nature, Aluminium, anodised, 1 NC / 1 NO, Rest - Maintained, Universal terminal, 2 x 0.5 mm, IP67, according to DIN
---------------------------	--

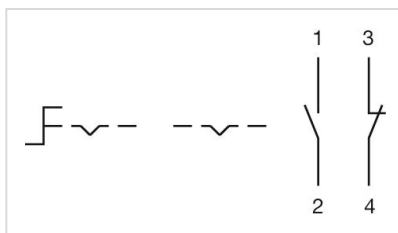
**Hints:**

The colour of anodised aluminium parts can vary due to technical production reasons

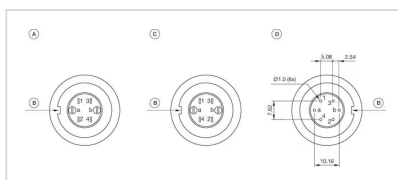
**Switching positions:**



**Wiring diagrams:**

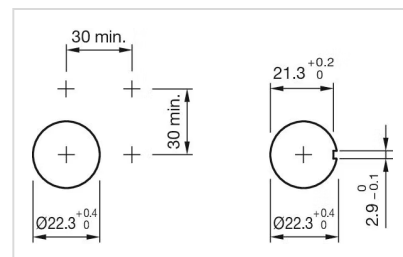
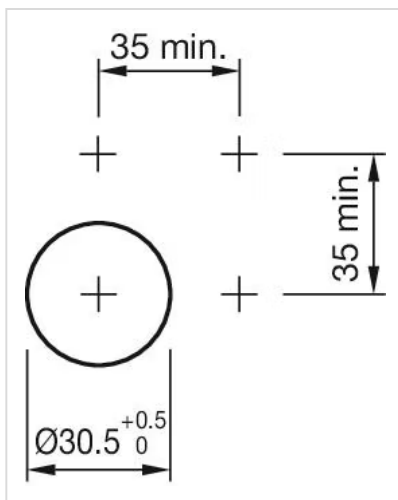


**Component layouts:**

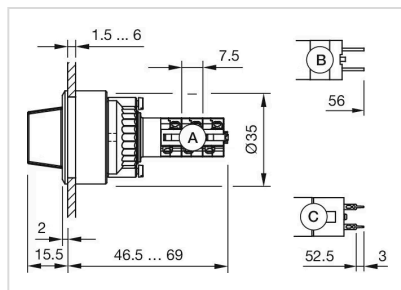


A = Terminals (rear side)  
B = Anti twist device  
C = Diode block  
D = Drilling plan (component side)

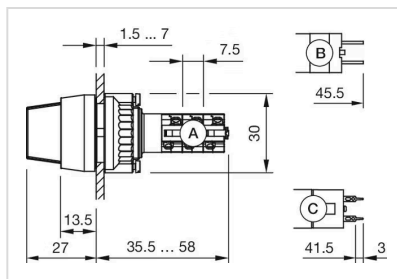
**Mounting cut-outs:**



**Dimension drawings:**



A = Solder terminal  
 B = Plug-in terminal 2.8 x 0.5 mm  
 C = Universal terminal 2.0 mm x 0.5 mm



A = Solder terminal  
 B = Plug-in terminal 2.8 x 0.5 mm  
 C = Universal terminal 2.0 mm x 0.5 mm