

Actuator

14-
556.0220

Distribution by
Farnell



<https://farnell.eao.com/p/14-556.0220>

Your product:



14-556.0220

Actuator

FRONT

| | |
|-----------------------|-----------|
| Front form: | Round |
| Front bezel colour: | Nature |
| Front bezel material: | Aluminium |

MOUNTING

| | |
|----------------|----------------|
| Mounting type: | Panel mounting |
|----------------|----------------|

OPERATING-/INDICATION PART

| | |
|-----------------|---------|
| Lever colour: | Black |
| Lever material: | plastic |
| Lever shape: | long |

ELECTRICAL CHARACTERISTICS

| | |
|--|--|
| Switching voltage and switching current: | 250 VAC, 5 A (ohmic) 250 VAC, 3 A (Soldering terminal) 250 VAC, 2 A (inductive, $\cos(\phi) = 0.7$) 220 VDC, 0.1 A (inductive, L:R = 30 ms) 110 VDC, 0.2 A (inductive, L:R = 30 ms) 60 VDC, 0.7 A (inductive, L:R = 30 ms) 24 VDC, 2 A (inductive, L:R = 30 ms) |
| Contacts: | 1 NC / 1 NO |
| Rated Operational Voltage Ue: | 250 VAC/DC according to EN IEC 61058-1 |
| Switching rating: | 250 V @ 3 A |
| Electrical lifetime: | 50 000 cycles of operation |
| Electric strength: | 3000 VAC, 50 Hz, 1 min. between all terminals and earth, according to EN/IEC 61058-1 |

| | |
|--|--|
| Protection class: | II |
| Standards: | According to EN/IEC 61058-1 |
| Thermal current I_{th}: | The maximum current in continuous operation and at ambient temperature not exceeding the quoted maximum values. 3 A |

MECHANICAL CHARACTERISTICS

| | |
|-----------------------------|--|
| Terminal: | Plug-in terminal, 2.8 x 0.5 mm |
| Contact material: | Gold |
| Switching action: | Rest - Maintained |
| Switching system: | Snap-action switching element |
| Switching system: | Self-cleaning, double-break snap action switching system, 1 normally closed and 1 normally open contact per element. |
| Switching positions: | 2 positions |
| Switching angle: | 90° right |
| Mechanical lifetime: | 1 Mil. cycles of operation |
| Operating force: | 3 N ... 6 N, depending on the number of switching elements |
| Operating Travel: | ca. 90° |
| Tightening torque: | Fixing nut max. 0.25 Nm |
| Weight: | 0.024 kg |

AMBIENT CONDITION

| | |
|-------------------------------|---|
| IP front protection: | IP67, according to DIN EN 60529 |
| Operating temperature: | – 25 °C ... + 55 °C, mounted as a block, make sure the heat can escape freely |
| Storage temperature: | – 40 °C ... + 85 °C |
| Shock resistance: | Max. 150 m / s ² , pulse width 11 ms, 3-axis, (semi-sinusoidal as per EN IEC 60068-2-27) |
| Vibration resistance: | Max. 100 m / s ² from 10 Hz ... 500 Hz, (sinusoidal EN IEC 60068-2-6) |
| Climate resistance: | Standard condition, as per DIN EN 60068-2-78 Standard cyclic, as per DIN IEC 60068-2-30 |

CERTIFICATE

| | |
|----------------------|--|
| Approbations: | CB (IEC 61058-1), CQC, CSA, DNV, EAC, ENEC (EN 61058-1), UL, VDE |
| Conformities: | CE, UKCA, 2011 / 65 / EC (RoHS), 2014 / 35 / EU (LVD) |
| REACH: | |

REACH compliant

RoHS:

RoHS compliant

OTHER

Short Description:

Actuator, non illuminative, Black, long, Round, Nature, Aluminium, anodised, 1 NC / 1 NO, Rest - Maintained, Plug-in terminal, 2.8 x 0.5 mm, IP67, according to DIN EN 60529

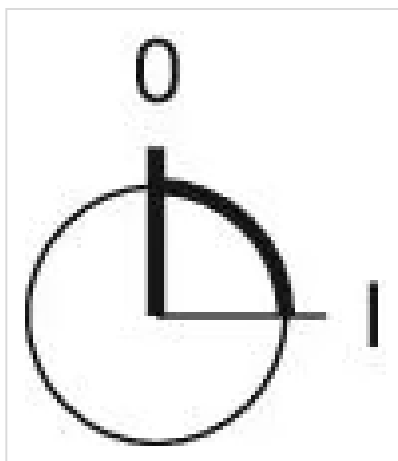
Hints:

The colour of anodised aluminium parts can vary due to technical production reasons

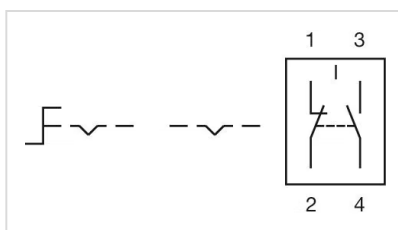
max. number of switching elements:

1

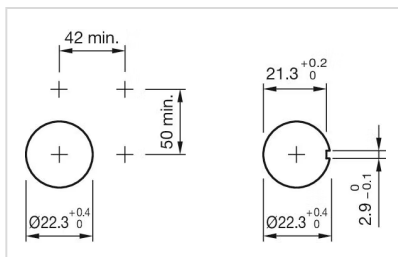
Switching positions:



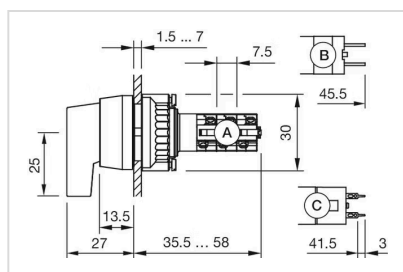
Wiring diagrams:



Mounting cut-outs:



Dimension drawings:



A = Solder terminal

B = Plug-in terminal 2.8 x 0.5 mm

C = Universal terminal 2.0 mm x 0.5 mm