

# Indicator

17-500430

Distribution by  
Farnell



<https://farnell.eao.com/p/17-500430>

Your product:

---



## 17-500430 Indicator

### FRONT

Front dimension:	Ø 9,5 mm
Front form:	Round
Reflector:	Metal, polished chromium-plated, internal

### MOUNTING

Design:	Raised
Mounting cut-out:	Ø 8 mm
Mounting type:	Panel mounting

### OPERATING-/INDICATION PART

Lens:	round
Illumination colour:	Red

### ELECTRICAL CHARACTERISTICS

Operating voltage:	230 V AC $\pm 10$ %
Operation current:	3 mA $\pm 15$ %
Lumi. Intensity:	22 mcd
Polarity:	Anode (+) Brass plug-in connector Cathode (-) Brass tinned plug-in connector

### MECHANICAL CHARACTERISTICS

Terminal:	Plug-in terminal, 2.8 x 0.8 mm
Tightening torque:	Fixing nut max. 0.2 Nm

**Weight:** 0.005 kg

## **AMBIENT CONDITION**

**IP Protection:** IP40 front side, IP65 front side, according to IEC 60529

**Operating temperature:** – 20 °C ... + 60 °C

**Storage temperature:** – 25 °C ... + 80 °C

## **CERTIFICATE**

**Approbations:** UL

**Conformities:** 2011 / 65 / EC (RoHS), 2014 / 35 / EU (230 VAC)

**REACH:** REACH compliant

**RoHS:** RoHS compliant

## **OTHER**

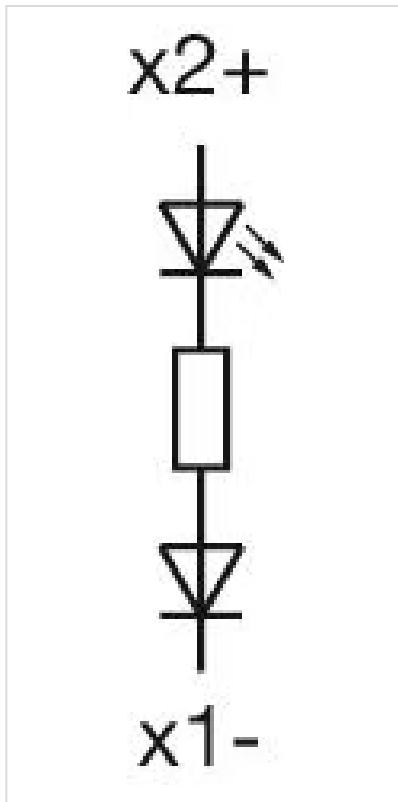
**Short Description:** Indicator, Ø 8 mm, Ø 9,5 mm, Round, Plug-in terminal, 2.8 x 0.8 mm, Red

**Kind of illumination:** Single-LED

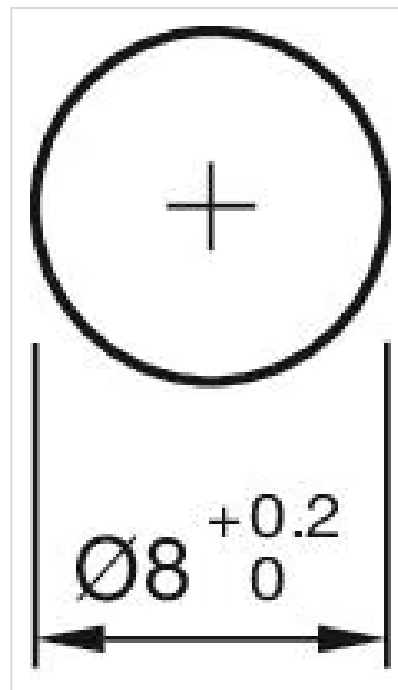
**Product attributes:** With terminals protection tube

**Hints:** Connectors: Brass terminal = anode (+); brass tinned terminal = cathode (-), IP67 front side gap between LED and reflector and gap between reflector and frontplate sealed to IP67 when using the supplied gasket., The plastic is limited resistant to chemicals.

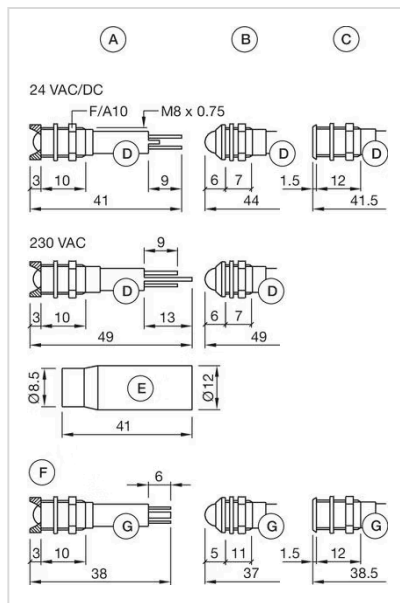
**Wiring diagrams:**



Mounting cut-outs:



Dimension drawings:



A = interior  
 B = exterior  
 C = superflat  
 D = Plug-in terminal 2.8 mm x 0.8 mm  
 E = Multi-colour  
 F = Protection tube  
 G = Plug-in terminal 2.0 mm x 0.5 mm