

Actuator

18-
237.035

Distribution by
Farnell



<https://farnell.eao.com/p/18-237.035>

Your product:



18-237.035 Actuator

PRODUCT RANGE

Product Status: Phase-out

FRONT

Front dimension: Ø 9 mm

Front form: Round

Front bezel colour: Black

Front bezel material: Plastic

MOUNTING

Design: Raised

Mounting type: Panel mounting

OPERATING-/INDICATION PART

Lens illumination: Illuminated

ELECTRICAL CHARACTERISTICS

Switching voltage and switching current: 100 mA at 42 VAC/VDC

Contacts: 1 NO

Switching rating: 42 V @ 0,1 A

Electrical lifetime: ≥500 000 cycles of operation at 30 VDC, 100 mA, according to IEC 61058-1

Electric strength: 500 VAC, 50 Hz, 1 minute, as per IEC 60512-2-11 between all terminals and earth

MECHANICAL CHARACTERISTICS

Terminal:	Soldering terminal
Contact material:	Gold
Switching action:	Maintained
Switching system:	Snap-action switching element
Switching system:	The snap-action switching system was designed for switching low powers in electronic circuits. Single-break snap-action contact.
Mechanical lifetime:	1 Mil. cycles of operation
Operating force:	1.4 N
Operating Travel:	ca. 2.2 mm ± 0.2 mm
Tightening torque:	Fixing nut max. 0.2 Nm
Wire cross section:	Max. wire cross-section 2 wires with 0.5 mm Max. wire cross-section of stranded cable 1 x 0.75 mm ² Wire cross-section of terminal 1,6 x 0,4 mm ²
Weight:	0.002 kg

AMBIENT CONDITION

IP front protection:	IP40, according to IEC 60529
Operating temperature:	– 25 °C ... + 65 °C
Storage temperature:	– 40 °C ... + 80 °C
Shock resistance:	50 g for 11 ms, as per DIN / EN 60068-2-27 (Single impacts, semi-sinusoidal)
Vibration resistance:	10 g at 10 Hz...2000 Hz, amplitude 0.75 mm (Sinusoidal), according to DIN EN 60512-4-4

CERTIFICATE

Conformities:	2011 / 65 / EC (RoHS), 2014 / 35 / EU (LVD) for version 230 VAC
REACH:	REACH compliant
RoHS:	RoHS compliant

OTHER

Short Description:	Actuator, Ø 9 mm, Illuminated, Round, Black, Plastic, 1 NO, Maintained, Soldering terminal, IP40, according to IEC 60529
Internal size:	Ø 7,5 mm
Housing colour:	Black

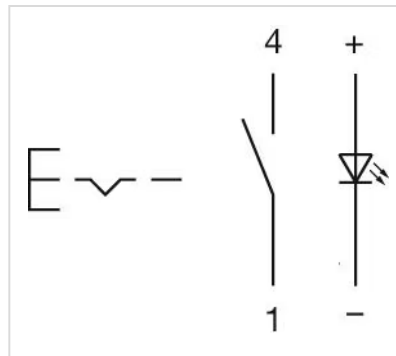
Housing material:

Plastic

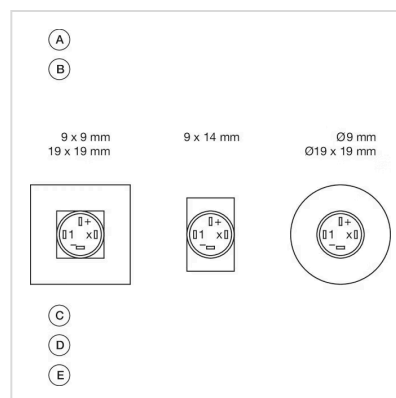
Product attributes:

+/- terminals are not connected

Wiring diagrams:

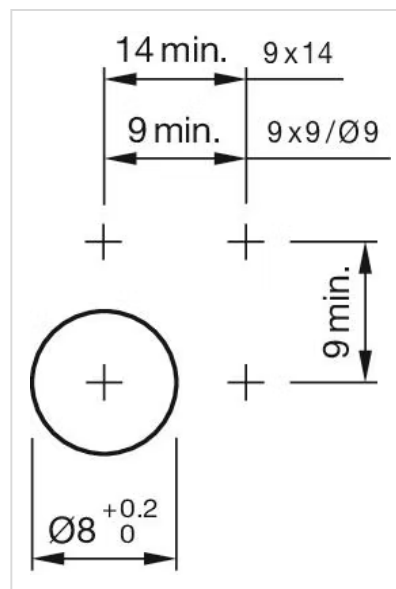


Component layouts:



A = Terminals (rear side)
B = Illuminated pushbutton
C = x = Contact No.
D = 2 = Normally open
E = 4 = Normally close

Mounting cut-outs:



Dimension drawings:

