

# Actuator

19-  
159.035

Distribution by  
Farnell



<https://farnell.eao.com/p/19-159.035>

Your product:

---



## 19-159.035 Actuator

### FRONT

Front dimension:	9 mm x 9 mm
Front form:	Square
Front bezel colour:	Black
Front bezel material:	Plastic

### MOUNTING

Design:	Raised
Mounting cut-out:	Ø 8 mm
Mounting type:	Panel mounting

### OPERATING-/INDICATION PART

Lens illumination:	Illuminated
--------------------	-------------

### ELECTRICAL CHARACTERISTICS

Switching voltage and switching current:	Silver plated 50 VAC, 0.8 A/72 VDC, 0.7 A Gold plated 50 VAC, 100 mA/72 VDC, 70 mA
Contacts:	1 NO
Switching rating:	50 V @ 0,1 A
Electric strength:	2500 VAC, 50 Hz, 1 minute, as per IEC 60512-2-11 between all terminals and earth

### MECHANICAL CHARACTERISTICS

<b>Terminal:</b>	Plug-in terminal, 2 x 0.5 mm
<b>Contact material:</b>	Gold
<b>Switching action:</b>	Momentary
<b>Switching system:</b>	Snap-action switching element
<b>Switching system:</b>	Single-break, snap-action switching system with 1 normally open contact
<b>Mechanical lifetime:</b>	2 Mil. cycles of operation
<b>Operating force:</b>	1.6 N
<b>Operating Travel:</b>	ca. 2.8 mm ± 0.2 mm
<b>Tightening torque:</b>	Fixing nut max. 0.2 Nm
<b>Wire cross section:</b>	Max. wire diameter 2 wires à 0.8 mm Max. wire cross-section of stranded cable 1 x 0.75 mm <sup>2</sup>
<b>Weight:</b>	0.002 kg

## AMBIENT CONDITION

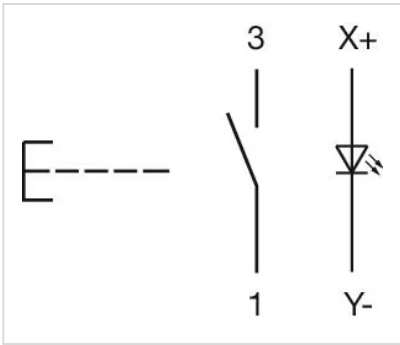
<b>IP Protection:</b>	IP40 front side, according to DIN EN 60529
<b>Operating temperature:</b>	– 25 °C ... + 45 °C with filament lamp, – 25 °C ... + 65 °C with LED, – 25 °C ... + 65 °C without illumination, mounted as a block, make sure the heat can escape freely
<b>Storage temperature:</b>	– 40 °C ... + 85 °C

## CERTIFICATE

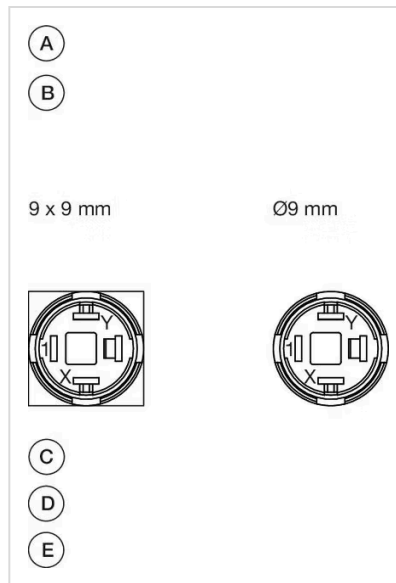
<b>Conformities:</b>	2011 / 65 / EC (RoHS)
<b>REACH:</b>	REACH compliant
<b>RoHS:</b>	RoHS compliant

## OTHER

<b>Short Description:</b>	Actuator, Ø 8 mm, 9 mm x 9 mm, Illuminated, Square, Black, Plastic, 1 NO, Momentary, Plug-in terminal, 2 x 0.5 mm
<b>Internal size:</b>	7,3 mm x 7,3 mm
<b>Housing colour:</b>	Black
<b>Housing material:</b>	Plastic
<b>Wiring diagrams:</b>	

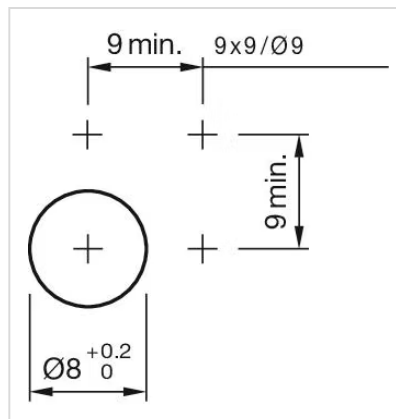


**Component layouts:**



A = Terminals (rear side)  
 B = Illuminated pushbutton  
 C = x = Contact No.  
 D = 2 = Normally open  
 E = 4 = Normally close

**Mounting cut-outs:**



**Dimension drawings:**

