

Actuator

31-
422.036

Distribution by
Farnell



Your product:



31-422.036 Actuator

Loading . . .

PRODUCT RANGE

Product Status: Not Recommended for new design

FRONT

Front dimension: 24 mm x 18 mm

Front form: Rectangular

Front bezel colour: Black

Front bezel material: Plastic

MOUNTING

Design: Raised

Mounting cut-out: Ø 16 mm

Mounting type: Panel mounting

OPERATING-/INDICATION PART

Lens illumination: Illuminated

ELECTRICAL CHARACTERISTICS

Switching voltage and switching current: 100 mA at 42 VAC/VDC

Contacts: 2 NC

Switching rating: 42 V @ 0,1 A

Electric strength: 2500 VAC, 50 Hz, 1 minute, as per IEC 60512-2-11 between all terminals and earth

Protection class:

Standards: According to EN/IEC 61058-1

MECHANICAL CHARACTERISTICS

Terminal: Universal terminal, 2 x 0.5 mm

Contact material: Gold

Switching action: Momentary

Switching system: Low-level element

Switching system: This low-level switching element was designed for switching low powers in electronic circuits. The mechanism assures reliable switching of loads ranging from a few $\mu\text{A}/\mu\text{V}$ up to 100 mA/ 42 VAC/DC. Single-break momentary contact, as normally open or normally closed with 4 independent points of contact. 2 momentary contacts per switching element; combination of normally open and normally closed is possible. Special features are the long life, extremely short rebound time and stable contact resistance.

Mechanical lifetime: 5 Mil. cycles of operation

Operating force: 3 N ... 3.5 N

Operating Travel: ca. 3 mm

Tightening torque: Fixing nut max. 0.5 Nm

Wire cross section: Max. wire diameter 2 wires à 0.8 mm
Max. wire cross-section of stranded cable 1 x 0.75 mm²

Weight: 0.007 kg

AMBIENT CONDITION

IP Protection: IP40 front side, IP67 with front protective cap

Operating temperature: – 25 °C ... + 55 °C, mounted as a block, make sure the heat can escape freely

Storage temperature: – 40 °C ... + 85 °C

Shock resistance: 15 g for 11 ms, as per IEC 60512-4-3, IEC 60068-2-27 (Single impacts, semi-sinusoidal)

Vibration resistance: 10 g at 10 Hz...2000 Hz, amplitude 1.5 mm (Sinusoidal), according to DIN EN 60512-4-4, DIN EN 60068-2-6

Climate resistance: Standard condition according to IEC 60068-2-3
Changing condition according to IEC 60068-2-14

CERTIFICATE

Conformities: CE, UKCA, 2011 / 65 / EC (RoHS), 2014 / 35 / EU (LVD)

REACH: REACH compliant

RoHS:

RoHS compliant

OTHER

Short Description:

Actuator, Ø 16 mm, 24 mm x 18 mm, Illuminated, Rectangular, Black, Plastic, 2 NC, Momentary, Universal terminal, 2 x 0.5 mm

Internal size:

21,5 mm x 15,3 mm

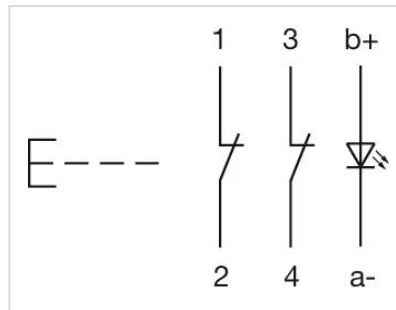
Housing colour:

Black

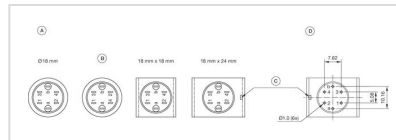
max. number of switching elements:

1

Wiring diagrams:



Component layouts:



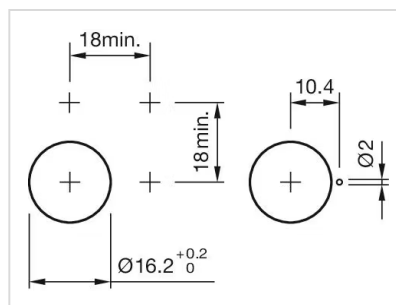
A = Terminals (rear side)

B = Diode block

C = Anti twist device only 18 mm x 24 mm

D = Drilling plan (component side)

Mounting cut-outs:



Dimension drawings:



- A = Solder terminal
- B = Plug-in terminal 2.8 mm x 0.5 mm
- C = Universal terminal 2.0 mm x 0.5 mm
- D = Universal-Solder terminal