

# Actuator

51-  
718.0292

Distribution by  
Farnell



<https://farnell.eao.com/component/51-718.0292...>

Your product:

---



## 51-718.0292 Actuator

### FRONT

|                              |               |
|------------------------------|---------------|
| <b>Front dimension:</b>      | 18 mm x 18 mm |
| <b>Front form:</b>           | Square        |
| <b>Front bezel colour:</b>   | Black         |
| <b>Front bezel material:</b> | Plastic       |

### MOUNTING

|                       |                |
|-----------------------|----------------|
| <b>Design:</b>        | Raised         |
| <b>Mounting type:</b> | Panel mounting |

### OPERATING-/INDICATION PART

|                           |             |
|---------------------------|-------------|
| <b>Lens illumination:</b> | Illuminated |
|---------------------------|-------------|

### ELECTRICAL CHARACTERISTICS

|   |   |
|---|---|
| <b>Switching voltage and switching current:</b> | 250 VAC, 5 A (ohmic)<br>250 VAC, 3 A (Soldering terminal)<br>250 VAC, 2 A (inductive, $\cos(\phi) = 0.7$ )<br>125 VAC, 3 A (inductive, $\cos(\phi) = 0.7$ )<br>220 VDC, 0.1 A (inductive, L:R = 30 ms)<br>110 VDC, 0.2 A (inductive, L:R = 30 ms)<br>60 VDC, 0.7 A (inductive, L:R = 30 ms)<br>24 VDC, 2 A (inductive, L:R = 30 ms) |
| <b>Contacts:</b>                                | 1 NC / 1 NO   |
| <b>Rated Operational Voltage Ue:</b>            | 250 VAC/DC according to EN IEC 60947-1  |
| <b>Switching rating:</b>                        | 250 V @ 5 A   |
| <b>Electrical lifetime:</b>                     | 50 000 cycles of operation  |
| <b>Electric strength:</b>                       | 2500 VAC, 50 Hz, 1 min. between all terminals and earth, according to IEC 61058-1, part 15  |

|  |   |
|--|---|
| <b>Protection class:</b>               | II  |
| <b>Standards:</b>                      | According to EN/IEC 61058-1   |
| <b>Thermal current I<sub>th</sub>:</b> | 5 A, according to EN / IEC 60947-5-1<br>The maximum current in continuous operation and at ambient temperature not exceeding the quoted maximum values. |

## MECHANICAL CHARACTERISTICS

|                             |  |
|-----------------------------|--|
| <b>Terminal:</b>            | Universal soldering terminal   |
| <b>Contact material:</b>    | Gold   |
| <b>Switching action:</b>    | Maintained   |
| <b>Switching system:</b>    | Snap-action switching element  |
| <b>Switching system:</b>    | Self-cleaning, double-break snap action switching system, 1 normally closed and 1 normally open contact per element.   |
| <b>Mechanical lifetime:</b> | 1 Mil. cycles of operation (RCC/RPB)   |
| <b>Operating force:</b>     | 1,8 ... 6 N, depending on the number of switching elements   |
| <b>Operating Travel:</b>    | 3 mm   |
| <b>Tightening torque:</b>   | Fixing nut max. 0.5 Nm   |
| <b>Wire cross section:</b>  | Snap-action switching element with tinned soldering terminals at the sides<br>Max. wire diameter 2 wires à 1.2 mm<br>Max. wire cross-section of stranded cable 1 x 1 mm <sup>2</sup> |
| <b>Weight:</b>              | 0.009 kg   |

## AMBIENT CONDITION

|                               |  |
|-------------------------------|--|
| <b>IP front protection:</b>   | IP65, according to DIN EN 60529  |
| <b>Operating temperature:</b> | - 25 °C ... + 55 °C, mounted as a block, make sure the heat can escape freely                            |
| <b>Storage temperature:</b>   | - 40 °C ... + 85 °C  |
| <b>Shock resistance:</b>      | 15 g for 11 ms, as per DIN / EN 60512-4-3, DIN / EN 60068-2-27 (Single impacts, semi-sinusoidal)         |
| <b>Vibration resistance:</b>  | 10 g at 10 Hz...1500 Hz, amplitude 0.75 mm (Sinusoidal), according to DIN EN 60512-4-4, DIN EN 60068-2-6 |
| <b>Climate resistance:</b>    | Standard condition, as per DIN EN 60068-2-30<br>Changing condition, as per DIN EN 60068-2-14             |

## CERTIFICATE

|                      |   |
|----------------------|---|
| <b>Approbations:</b> | CB (IEC 61058-1), CQC, CSA, DNV, ENEC (EN 61058-1), UL                      |
| <b>Conformities:</b> | CE, UKCA, 2011 / 65 / EC (RoHS), 2014 / 30 / EU (EMC), 2014 / 35 / EU (LVD) |

**REACH:** REACH compliant

**RoHS:** RoHS compliant

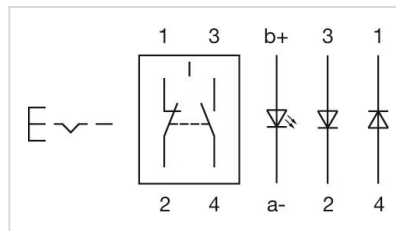
**OTHER**

**Short Description:** Actuator, 18 mm x 18 mm, Illuminated, Square, Black, Plastic, 1 NC / 1 NO, Maintained, Universal soldering terminal, IP65, according to DIN EN 60529

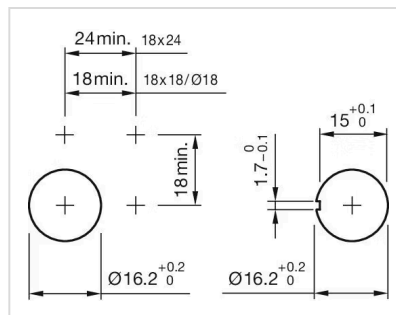
**Internal size:** 15,3 mm x 15,3 mm

**Housing colour:** Black

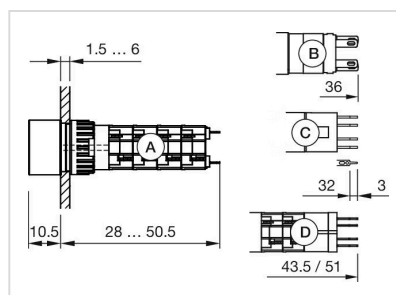
**Wiring diagrams:**



**Mounting cut-outs:**



**Dimension drawings:**



- A = Solder terminal
- B = Plug-in terminal 2.8 mm x 0.5 mm
- C = Universal terminal 2.0 mm x 0.5 mm
- D = Universal-Solder terminal