

# Actuator

61-1100.0

Distribution by  
Farnell



<https://farnell.eao.com/component/61-1100.0/e...>

Your product:

---



## 61-1100.0 Actuator

*Loading ...*

### MOUNTING

**Mounting type:** Panel mounting

### OPERATING-/INDICATION PART

**Lens illumination:** Illuminated

### MECHANICAL CHARACTERISTICS

**Switching action:** Momentary

**Mechanical lifetime:** According to DIN/IEC 60512-5-6 and EN/IEC 60947-5-1, 2 Mil. cycles of operation

**Operating force:** 3 N ... 5 N snap-action switching element, 3.5 ... 11 N slow-make switching element

**Operating Travel:** 3 mm

**Tightening torque:** Max. 0.5 Nm

**Weight:** 0.004 kg

### AMBIENT CONDITION

**IP Protection:** IP40 rear side, according to EN IEC 60529, IP67 front side, according to EN IEC 60529

**Operating temperature:** - 25 °C ... + 55 °C

**Storage temperature:** - 40 °C ... + 85 °C

### CERTIFICATE

**REACH:** REACH compliant

**RoHS:** RoHS compliant

## OTHER

**Short Description:**

Actuator, Illuminated, Momentary

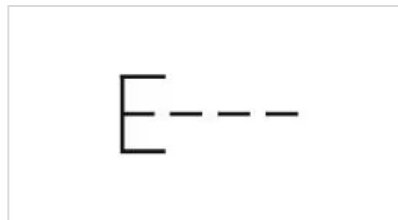
**Housing colour:**

Black

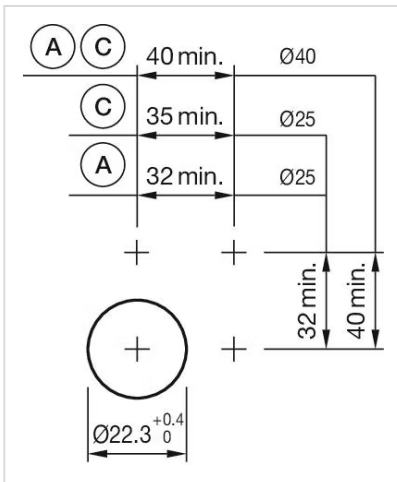
**Housing material:**

Plastic, according to UL 94 V0, self-extinguishing

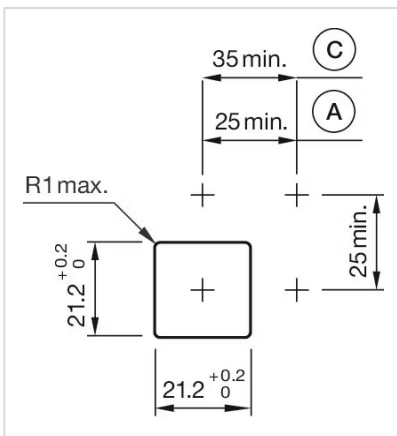
**Wiring diagrams:**



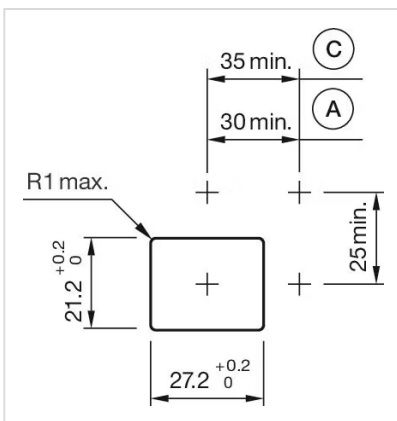
**Mounting cut-outs:**



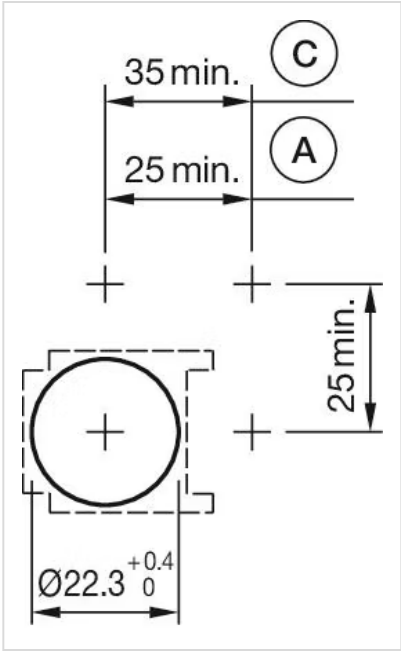
A = Solder/Plug-in terminal 2.8 mm x 0.5 mm  
 B = Solder terminal  
 C = Screw terminal



A = Solder/Plug-in terminal 2.8 mm x 0.5 mm  
 C = Screw terminal

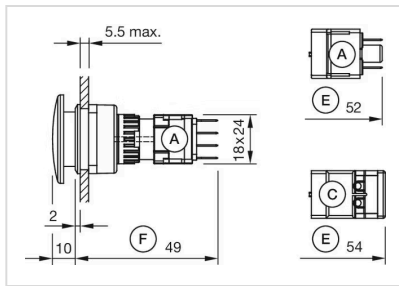


A = Solder/Plug-in terminal 2.8 mm x 0.5 mm  
 C = Screw terminal

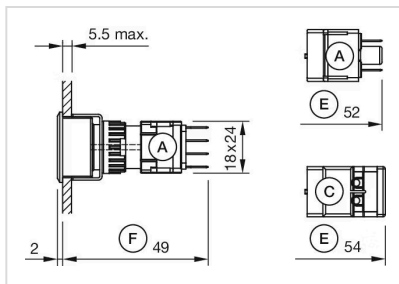


A = Solder/Plug-in terminal 2.8 mm x 0.5 mm  
C = Screw terminal

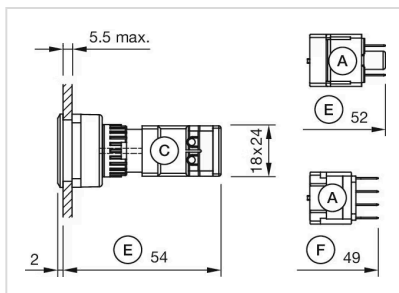
**Dimension drawings:**



A = Plug-in terminal 2.8 mm x 0.5 mm  
 C = Screw terminal  
 E = Slow-make switching element  
 F = Snap-action switching element



A = Plug-in terminal 2.8 mm x 0.5 mm  
 C = Screw terminal  
 E = Slow-make switching element  
 F = Snap-action switching element



A = Plug-in terminal 2.8 mm x 0.5 mm  
 C = Screw terminal  
 E = Slow-make switching element  
 F = Snap-action switching element