


# Actuator

61-1130.0

Distribution by  
Farnell



<https://farnell.eao.com/component/61-1130.0/e...>

Your product:

---



## 61-1130.0 Actuator

*Loading ...*

### FRONT

<b>Front dimension:</b>	24 mm x 18 mm
<b>Front form:</b>	Rectangular
<b>Front bezel colour:</b>	Black
<b>Front bezel material:</b>	Plastic

### MOUNTING

<b>Mounting cut-out:</b>	Ø 16 mm
<b>Mounting type:</b>	Panel mounting

### OPERATING-/INDICATION PART

<b>Lens illumination:</b>	Illuminated
---------------------------	-------------

### MECHANICAL CHARACTERISTICS

<b>Switching action:</b>	Momentary
<b>Mechanical lifetime:</b>	According to DIN/IEC 60512-5-6 and EN/IEC 60947-5-1, 2 Mil. cycles of operation
<b>Operating force:</b>	3 N ... 5 N snap-action switching element, 3.5 ... 11 N slow-make switching element
<b>Operating Travel:</b>	3 mm
<b>Tightening torque:</b>	Max. 0.5 Nm
<b>Weight:</b>	0.004 kg

### AMBIENT CONDITION

<b>IP Protection:</b>	
-----------------------	--

IP40 rear side, according to EN IEC 60529, IP67 front side, according to EN IEC 60529

**Operating temperature:** - 25 °C ... + 55 °C

**Storage temperature:** - 40 °C ... + 85 °C

**CERTIFICATE**

**REACH:** REACH compliant

**RoHS:** RoHS compliant

**OTHER**

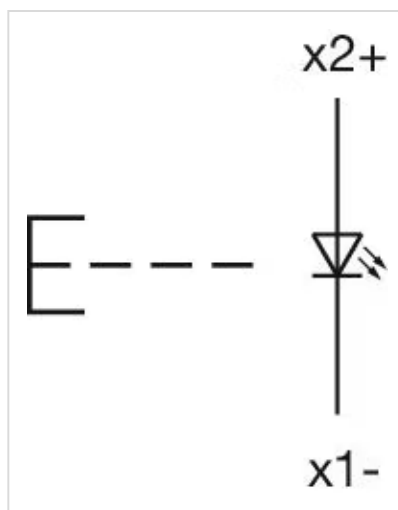
**Short Description:** Actuator, Ø 16 mm, 24 mm x 18 mm, Illuminated, Rectangular, Black, Plastic, Momentary

**Internal size:** 21,5 mm x 15,3 mm

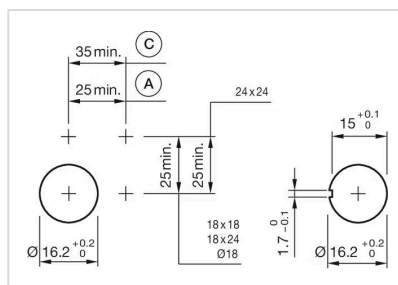
**Housing colour:** Black

**Housing material:** Plastic, according to UL 94 V0, self-extinguishing

**Wiring diagrams:**



**Mounting cut-outs:**



A = Solder/Plug-in terminal 2.8 mm x 0.5 mm  
C = Screw terminal

**Dimension drawings:**



- A = Plug-in terminal 2.8 mm x 0.5 mm
- C = Screw terminal
- E = Slow-make switching element
- F = Snap-action switching element