

Actuator

704.011.018

Distribution by
Farnell



<https://farnell.eao.com/component/704.011.018...>

Your product:



704.011.018 Actuator

Loading ...

FRONT

| | |
|------------------------------|-----------|
| Front dimension: | Ø 35 mm |
| Front form: | Round |
| Front bezel colour: | Nature |
| Front bezel material: | Aluminium |

MOUNTING

| | |
|--------------------------|----------------|
| Design: | Flush |
| Mounting cut-out: | Ø 30.5 mm |
| Mounting type: | Panel mounting |

OPERATING-/INDICATION PART

| | |
|---------------------------|-----------------|
| Lens colour: | Black |
| Lens material: | Aluminium |
| Lens illumination: | Non illuminated |
| Lens shape: | Flush |
| Lens optics: | opaque |

ELECTRICAL CHARACTERISTICS

| | |
|-------------------|-------------------------------------------------------------------------------------------|
| Standards: | The switches comply with the "Standards for low-voltage switching devices" DIN EN 60947-1 |
|-------------------|-------------------------------------------------------------------------------------------|

MECHANICAL CHARACTERISTICS

| | |
|--------------------------|-----------|
| Switching action: | Momentary |
|--------------------------|-----------|

| | |
|-----------------------------|-----------------------------|
| Mechanical lifetime: | ≤3 Mil. cycles of operation |
| Operating force: | 8 N |
| Operating Travel: | ca. 5.8 mm ± 0.2 mm |
| Weight: | 0.036 kg |


AMBIENT CONDITION

| | |
|-------------------------------|---------------------|
| IP Protection: | IP65 front side |
| Operating temperature: | - 40 °C ... + 55 °C |
| Storage temperature: | - 40 °C ... + 85 °C |

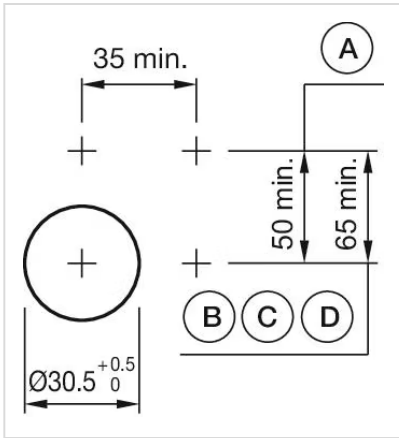
CERTIFICATE

| | |
|---------------|-----------------|
| REACH: | REACH compliant |
| RoHS: | RoHS compliant |

OTHER

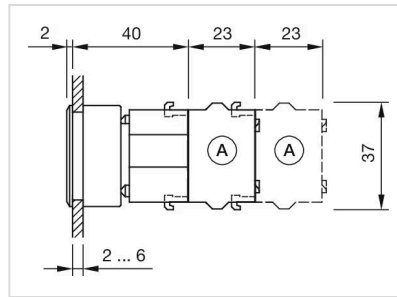
| | |
|-------------------------------------------|------------------------------------------------------------------------------------------------------------------------------------|
| Short Description: | Actuator, Ø 30.5 mm, Ø 35 mm, Flush, Non illuminated, Black, Aluminium, opaque, Round, Nature, Aluminium, anodised, Momentary |
| Housing colour: | Grey |
| Housing material: | Plastic |
| Hints: | Max. 3 switching elements can be clipped on The colour of anodised aluminium parts can vary due to technical production reasons |
| max. number of switching elements: | 3 |
| Wiring diagrams: |  |

Mounting cut-outs:



- A = Screw terminal
- B = Push-in terminal (PIT)
- C = Plug-in terminal 6.3 mm x 0.8 mm
- D = Double plug-in terminal 6.3 mm x 0.8 mm

Dimension drawings:



A = Screw terminal