

Actuator

704.103.0

Distribution by
Farnell



<https://farnell.eao.com/component/704.103.0/e...>

Your product:



704.103.0 Actuator

FRONT

| | |
|------------------------------|-----------|
| Front dimension: | Ø 29 mm |
| Front form: | Round |
| Front bezel colour: | Nature |
| Front bezel material: | Aluminium |

MOUNTING

| | |
|--------------------------|----------------|
| Design: | Raised |
| Mounting cut-out: | Ø 22.5 mm |
| Mounting type: | Panel mounting |

OPERATING-/INDICATION PART

| | |
|--------------------------|---------|
| Lever colour: | Black |
| Lever bar colour: | Black |
| Lever material: | plastic |
| Lever shape: | long |

ELECTRICAL CHARACTERISTICS

| | |
|-------------------|---|
| Standards: | The switches comply with the "Standards for low-voltage switching devices" DIN EN 60947-1 |
|-------------------|---|

MECHANICAL CHARACTERISTICS

| | |
|-----------------------------|------------------|
| Switching action: | Rest - Momentary |
| Switching positions: | 2 positions |

Switching angle: 42° right
Mechanical lifetime: ≤2.5 Mil. cycles of operation
Weight: 0.035 kg

AMBIENT CONDITION

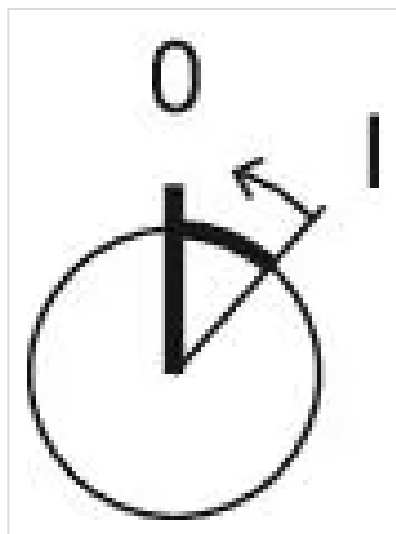
IP Protection: IP65 front side
Operating temperature: - 40 °C ... + 55 °C
Storage temperature: - 40 °C ... + 85 °C

CERTIFICATE

REACH: REACH compliant
RoHS: RoHS compliant

OTHER

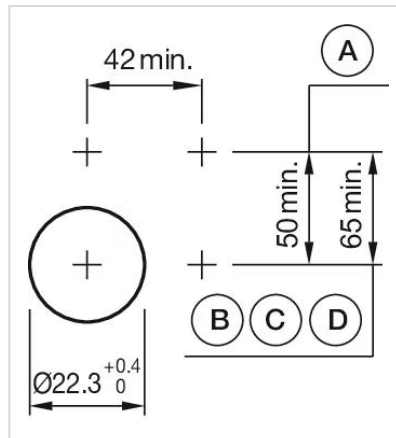
Short Description: Actuator, Ø 22.5 mm, Ø 29 mm, non illuminative, Black, long, Round, Nature, Aluminium, anodised, Rest - Momentary
Hints: Max. 3 switching elements can be clipped on
max. number of switching elements: 3
Switching positions:



Wiring diagrams:

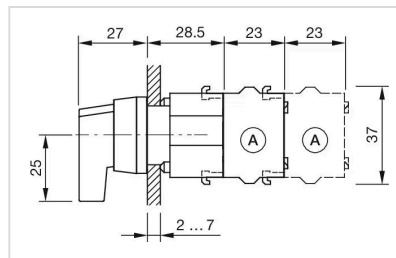


Mounting cut-outs:



- A = Screw terminal
- B = Push-in terminal (PIT)
- C = Plug-in terminal 6.3 mm x 0.8 mm
- D = Double plug-in terminal 6.3 mm x 0.8 mm

Dimension drawings:



- A = Screw terminal