

# Actuator

704.230.4

Distribution by  
Farnell



<https://farnell.eao.com/component/704.230.4/e...>

Your product:

---



## 704.230.4 Actuator

*Loading ...*

### FRONT

<b>Front dimension:</b>	30 mm x 30 mm
<b>Front form:</b>	Square
<b>Front bezel colour:</b>	Grey
<b>Front bezel material:</b>	Plastic

### MOUNTING

<b>Design:</b>	Raised
<b>Mounting type:</b>	Panel mounting

### OPERATING-/INDICATION PART

<b>Lens colour:</b>	Yellow
<b>Lens material:</b>	Plastic
<b>Lens illumination:</b>	Illuminated
<b>Lens shape:</b>	Flush
<b>Lens optics:</b>	transparent

### ELECTRICAL CHARACTERISTICS

<b>Standards:</b>	The switches comply with the "Standards for low-voltage switching devices" DIN EN 60947-1
-------------------	---

### MECHANICAL CHARACTERISTICS

<b>Switching action:</b>	Momentary
<b>Mechanical lifetime:</b>	≤3 Mil. cycles of operation

**Operating force:** 8 N  
**Operating Travel:** ca. 5.8 mm ± 0.2 mm  
**Weight:** 0.039 kg

### AMBIENT CONDITION

**IP Protection:** IP65 front side  
**Operating temperature:** - 40 °C ... + 55 °C  
**Storage temperature:** - 40 °C ... + 85 °C

### CERTIFICATE

**REACH:** REACH compliant  
**RoHS:** RoHS compliant

### OTHER

**Short Description:** Actuator, 30 mm x 30 mm, Flush, Illuminated, Yellow, Plastic, transparent, Square, Grey, Plastic, Momentary

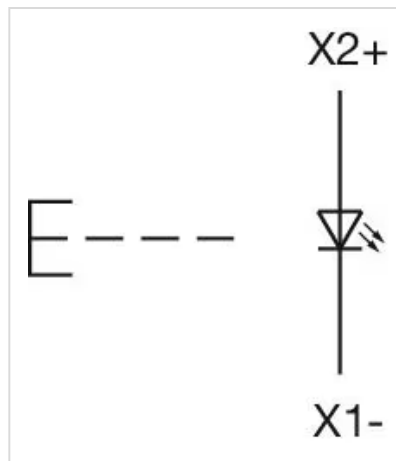
**Housing colour:** Black

**Housing material:** Plastic

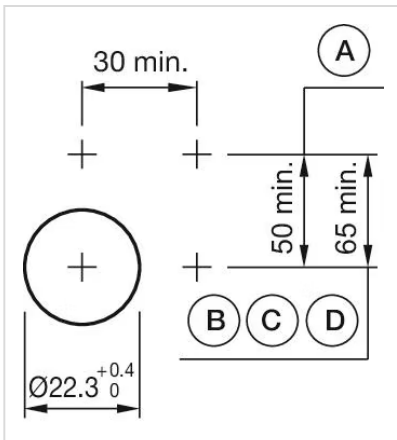
**Hints:** Frontring with protective cover to be mounted with a torque of 0.4 Nm onto actuator  
Max. 3 switching elements can be clipped on  
The lamp block will be delivered with screw terminal

**max. number of switching elements:** 3

### Wiring diagrams:

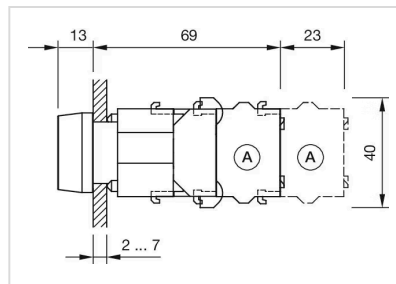


### Mounting cut-outs:



- A = Screw terminal
- B = Push-in terminal (PIT)
- C = Plug-in terminal 6.3 mm x 0.8 mm
- D = Double plug-in terminal 6.3 mm x 0.8 mm

**Dimension drawings:**



A = Screw terminal