

Actuator

71-
639.0/D

Distribution by
Farnell



<https://farnell.eao.com/component/71-639.0/D/...>

Your product:



71-639.0/D Actuator

MOUNTING

Mounting type: Panel mounting

ELECTRICAL CHARACTERISTICS

Switching voltage and switching current:

Switch rating AC $\cos\phi$ 0,7 ... 0,8 gemäss EN IEC 60947-5-1		
Voltage	250 VAC	
Current	3 A	
Switch rating DC gemäss EN IEC 60947-5-1		
Voltage	24 VDC	250 VDC
Current	3 A	0.5 A

Surge voltage resistance: 2500 VAC, 50 Hz, 1 minute, as per DIN / IEC 60512-2 between all terminals and earth

Recommended minimum operational data:

Voltage	5 VAC/DC
Current	10 mA

MECHANICAL CHARACTERISTICS

Switching action: Maintained (a) - Rest (a) - Momentary

Switching system: Self-cleaning, double-break snap action switching system, 1 normally closed and 1 normally open contact per element.

Switching positions: 3 positions

Switching angle: 90° left / 42° right

Mechanical lifetime: 50 000 cycles of operation

Tightening torque: Fixing nut max. 0.5 Nm

Weight: 0.026 kg

AMBIENT CONDITION

IP Protection: IP65 front side

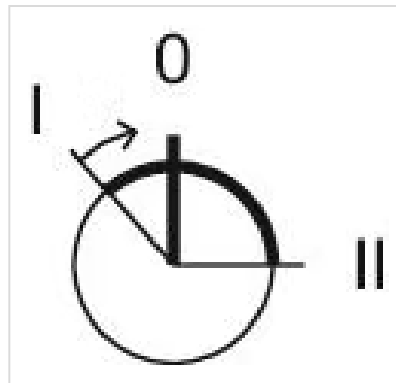
Operating temperature:	- 25 °C ... + 55 °C
Storage temperature:	- 40 °C ... + 85 °C
Shock resistance:	Max. 500 m/s ² , pulse width, 3-axis (sinusoidal EN IEC 60068-2-27)
Vibration resistance:	Max. 100 m / s ² from 10 Hz ... 500 Hz, (sinusoidal EN IEC 60068-2-6)
Climate resistance:	Damp heat, steady: 56 days, + 40 °C/93 % relative humidity, according to EN IEC 60068-2-78

CERTIFICATE

Conformities:	CE, UKCA, 2011 / 65 / EC (RoHS), 2014 / 35 / EU (LVD)
REACH:	REACH compliant
RoHS:	RoHS compliant

OTHER

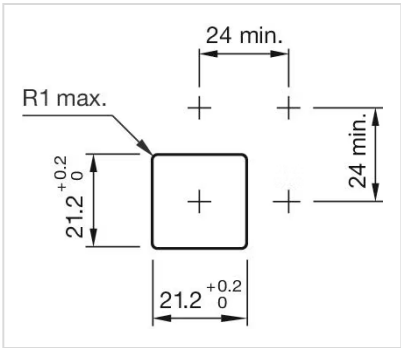
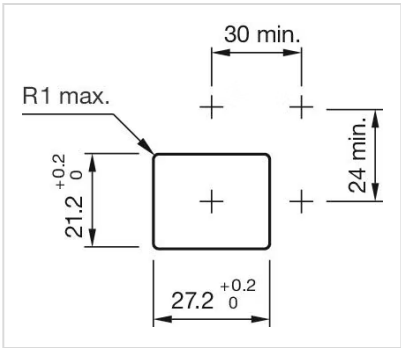
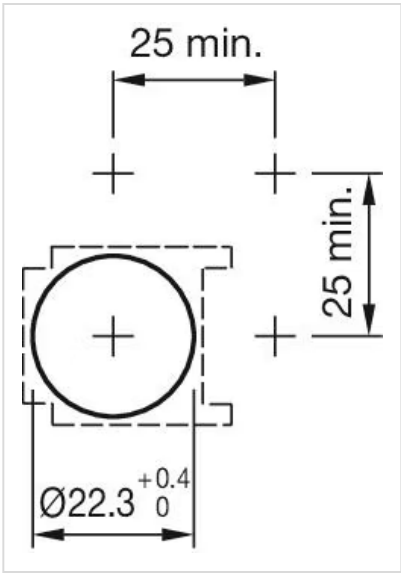
Short Description:	Actuator, Maintained (a) - Rest (a) - Momentary
Housing material:	Plastic, according to UL 94 V0
Product attributes:	Standard lock: DOM 311
Hints:	Standard lock: DOM 311
Switching positions:	



Wiring diagrams:



Mounting cut-outs:



Dimension drawings:

