

Indicator 22 mm

82-6151.01A4

Distribution by
Farnell



<https://farnell.eao.com/p/82-6151.01A4>

Your product:



82-6151.01A4
Indicator 22 mm

FRONT

Front dimension:	Ø 25 mm
Front form:	Round
Front bezel material:	Stainless steel
Front bezel shape:	Flush

MOUNTING

Mounting cut-out:	Ø 22 mm
Mounting type:	Panel mounting

OPERATING-/INDICATION PART

Lens colour:	Silver
Lens material:	Stainless steel
Lens illumination:	Illuminated
Lens shape:	Flush
Lens optics:	opaque
Illumination colour:	Red / Green
Shape of illumination:	Ring

ELECTRICAL CHARACTERISTICS

Switching voltage and switching current:	according to UL 508 (Silver contacts)	
	cosφ 0,75 ... 0,8	
	Voltage	Current
	120 VAC	5 A
	240 VAC	3 A
	24 VAC	1 A

according to IEC 60947-5-1 (Silver contacts)

Service categorie AC-15

Voltage

24 VAC

35 VAC

110 VAC

220 VAC

Switch rating DC service categorie DC-13 (Silver contacts)

Voltage

24 VDC

35 VDC

110 VDC

220 VDC

Current

1 A

1 A (M12 version)

1 A

0.5 A

Current

0.7 A

0.5 A (M12 version)

0.2 A

0.1 A

Operating voltage:	24 V AC/DC
Operation current:	7 mA
Rated Operational Voltage U_e:	250 VAC
Rated insulation voltage U_i:	250 V
Electrical lifetime:	50 000 cycles of operation
Electric strength:	1500 VAC, 50 Hz 1 minute between life terminals and ground
Pollution degree:	2, according to EN IEC 60947-1
Thermal current I_{th}:	5 A

MECHANICAL CHARACTERISTICS

Terminal:	Soldering terminal, 2.8 x 0.5 mm
Tightening torque:	0.5 ... 0.6 Nm
Weight:	0.018 kg

AMBIENT CONDITION

IP front protection:	IP65, IP67
Operating temperature:	– 30 °C ... + 70 °C
Storage temperature:	– 40 °C ... + 80 °C
Shock resistance:	Max. 500 m / s ² as per IEC 60068-2-27
Vibration resistance:	10 ... 500 Hz, amplitude 1.5 mm p-p according to IEC 60068-2-6
Climate resistance:	Damp heat, 21 days according to IEC 60512-11

CERTIFICATE

Approbations:	CB, CCC, C UL, UL
REACH:	REACH compliant

RoHS:

RoHS compliant

OTHER

Short Description:

Indicator 22 mm, 24 V AC/DC, Soldering terminal, 2.8 x 0.5 mm, Round, Stainless steel, Red / Green, Silver

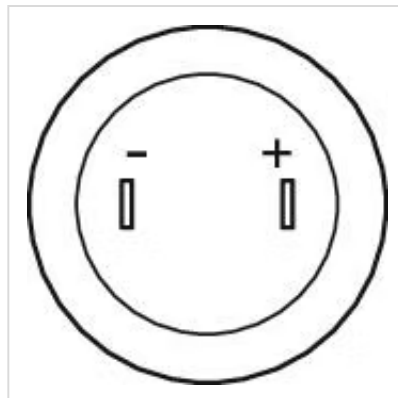
Kind of illumination:

Bi-colour-LED

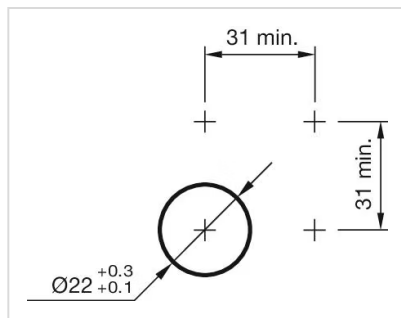
Wiring diagrams:



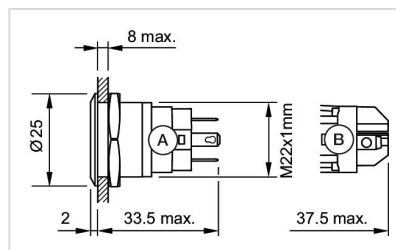
Component layouts:



Mounting cut-outs:



Dimension drawings:



A = Solder terminal
B = Screw terminal