

Illuminated push button Ø 22 mm stainless steel 304, with symbol

Distribution by  
Farnell



82-6151.1A24.B006



<https://farnell.eao.com/component/82-6151.1A2...>

Your product:

---



82-6151.1A24.B006  
Illuminated push button Ø 22 mm  
stainless steel 304, with symbol

*Loading . . .*

#### **FRONT**

<b>Front dimension:</b>	Ø 25 mm
<b>Front form:</b>	Round
<b>Front bezel material:</b>	Stainless steel
<b>Front bezel shape:</b>	Flush

#### **MOUNTING**

<b>Mounting cut-out:</b>	Ø 22 mm
<b>Mounting type:</b>	Panel mounting

#### **OPERATING-/INDICATION PART**

<b>Lens colour:</b>	Silver
<b>Lens material:</b>	Plastic metalised
<b>Lens illumination:</b>	Illuminated
<b>Lens shape:</b>	Flush
<b>Lens optics:</b>	opaque
<b>Symbol:</b>	Door open
<b>Illumination colour:</b>	Green
<b>Shape of illumination:</b>	Symbol

#### **ELECTRICAL CHARACTERISTICS**

**Switching voltage and switching current:**

according to IEC 60947-5-1 (Silver contacts)

Service categorie AC-15

Voltage

24 VAC

35 VAC

110 VAC

220 VAC

Switch rating DC service categorie DC-13 (Silver contacts)

Voltage

24 VDC

35 VDC

110 VDC

220 VDC

Current

1 A

1 A (M12 version)

1 A

0.5 A

Current

0.7 A

0.5 A (M12 version)

0.2 A

0.1 A

according to UL 508 (Silver contacts)

$\cos\phi$  0,75 ... 0,8

Voltage

120 VAC

240 VAC

24 VAC

Current

5 A

3 A

1 A

<b>Contacts:</b>	1 C
<b>Operating voltage:</b>	24 V DC
<b>Operation current:</b>	7 mA
<b>Rated Operational Voltage Ue:</b>	250 VAC
<b>Rated insulation voltage Ui:</b>	250 V
<b>Short circuit protective device:</b>	fuse / 500 V / 5 A / gG
<b>Rated short-circuit current caused:</b>	AC: 1 kA DC: 1 kA
<b>Switching rating:</b>	35 V @ 3 A
<b>Electrical lifetime:</b>	50 000 cycles of operation
<b>Electric strength:</b>	1500 VAC, 50 Hz 1 minute between life terminals and ground
<b>Pollution degree:</b>	2, according to EN IEC 60947-1
<b>Thermal current Ith:</b>	5 A

## MECHANICAL CHARACTERISTICS

<b>Terminal:</b>	Soldering terminal, 2.8 x 0.5 mm
<b>Contact material:</b>	Silver
<b>Switching action:</b>	Momentary
<b>Switching system:</b>	Snap-action switching element
<b>Mechanical lifetime:</b>	1 Mil. cycles of operation
<b>Operating force:</b>	4 N ... 7 N
<b>Operating Travel:</b>	ca. 3 mm

**Tightening torque:** 0.5 ... 0.6 Nm

**Weight:** 0.025 kg

### AMBIENT CONDITION

**IP front protection:** IP65, IP67

**Operating temperature:** - 30 °C ... + 70 °C

**Storage temperature:** - 40 °C ... + 80 °C

**Shock resistance:** Max. 500 m / s<sup>2</sup> as per IEC 60068-2-27

**Vibration resistance:** 10 ... 500 Hz, amplitude 1.5 mm p-p according to IEC 60068-2-6

**Climate resistance:** Damp heat, 21 days according to IEC 60512-11

### CERTIFICATE

**Approbations:** CB, CCC, C UL, UL

**Conformities:** CE, 2011 / 65 / EC (RoHS), 2014 / 35 / EU (LVD)

**REACH:** REACH compliant

**RoHS:** RoHS compliant

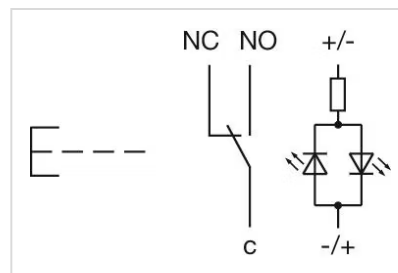
### OTHER

**Short Description:** Illuminated push button Ø 22 mm stainless steel 304, with symbol, Momentary, 35 V @ 3 A, 24 V DC, 1 C, Soldering terminal, 2.8 x 0.5 mm, Round, Stainless steel, Green, Door open, Silver

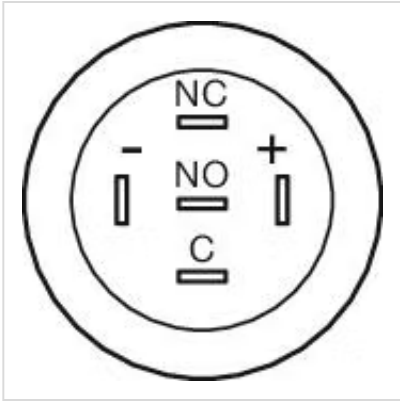
**Kind of illumination:** Single-LED

**Housing size:** 19 mm

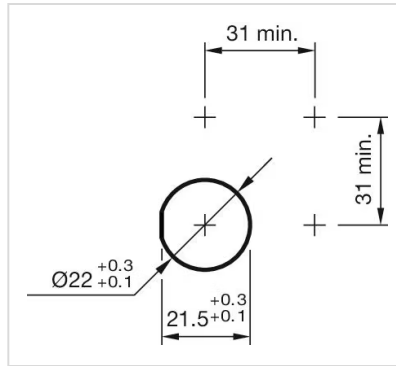
**Wiring diagrams:**



**Component layouts:**



**Mounting cut-outs:**



**Dimension drawings:**

