

Illuminated push button Ø 22 mm stainless steel 316L

82-6651.2000

Distribution by
Farnell



<https://farnell.eao.com/component/82-6651.200...>

Your product:



82-6651.2000

Illuminated push button Ø 22 mm stainless steel 316L

Loading . . .

FRONT

| | |
|------------------------------|----------------------|
| Front dimension: | Ø 25 mm |
| Front form: | Round |
| Front bezel material: | Stainless steel 316L |
| Front bezel shape: | Flush |

MOUNTING

| | |
|--------------------------|----------------|
| Mounting cut-out: | Ø 22 mm |
| Mounting type: | Panel mounting |

OPERATING-/INDICATION PART

| | |
|---------------------------|----------------------|
| Lens colour: | Silver |
| Lens material: | Stainless steel 316L |
| Lens illumination: | Non illuminated |
| Lens shape: | Flush |
| Lens optics: | opaque |

ELECTRICAL CHARACTERISTICS

| | | |
|---|---------------------------------------|---------|
| Switching voltage and switching current: | according to UL 508 (Silver contacts) | |
| | cosφ 0,75 ... 0,8 | |
| | Voltage | Current |
| | 120 VAC | 5 A |
| | 240 VAC | 3 A |
| 24 VAC | 1 A | |

according to IEC 60947-5-1 (Silver contacts)

Service categorie AC-15

Voltage

24 VAC

35 VAC

110 VAC

220 VAC

Switch rating DC service categorie DC-13 (Silver contacts)

Voltage

24 VDC

35 VDC

110 VDC

220 VDC

Current

1 A

1 A (M12 version)

1 A

0.5 A

Current

0.7 A

0.5 A (M12 version)

0.2 A

0.1 A

| | |
|--|--|
| Contacts: | 1 C |
| Rated Operational Voltage Ue: | 250 VAC |
| Rated insulation voltage Ui: | 250 V |
| Short circuit protective device: | fuse / 500 V / 5 A / gG |
| Rated short-circuit current caused: | AC: 1 kA DC: 1 kA |
| Switching rating: | 36 V AC/DC @ 0,6 A |
| Electrical lifetime: | 50 000 cycles of operation |
| Electric strength: | 1500 VAC, 50 Hz 1 minute between life terminals and ground |
| Pollution degree: | 2, according to EN IEC 60947-1 |
| Thermal current Ith: | 5 A |

MECHANICAL CHARACTERISTICS

| | |
|-----------------------------|--------------------------------|
| Terminal: | Plug-in terminal, 2.8 x 0.5 mm |
| Contact material: | Silver |
| Switching action: | Maintained |
| Switching system: | Snap-action switching element |
| Mechanical lifetime: | 500 000 cycles of operation |
| Operating force: | 4 N ... 7 N |
| Operating Travel: | ca. 3 mm |
| Tightening torque: | 0.5 ... 0.6 Nm |
| Weight: | 0.026 kg |

AMBIENT CONDITION

| | |
|-------------------------------|---------------------|
| IP front protection: | IP65, IP67 |
| Operating temperature: | - 30 °C ... + 70 °C |
| Storage temperature: | |

- 40 °C ... + 80 °C

Shock resistance: Max. 500 m / s² as per IEC 60068-2-27

Vibration resistance: 10 ... 500 Hz, amplitude 1.5 mm p-p according to IEC 60068-2-6

Climate resistance: Damp heat, 21 days according to IEC 60512-11

CERTIFICATE

Approbations: CB, CCC, C UL, UL

Conformities: CE, 2011 / 65 / EC (RoHS), 2014 / 35 / EU (LVD)

REACH: REACH compliant

RoHS: RoHS compliant

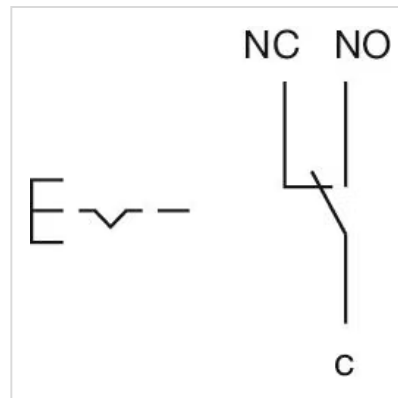
OTHER

Short Description: Illuminated push button Ø 22 mm stainless steel 316L, Maintained, 36 V AC/DC @ 0,6 A, 1 C, Plug-in terminal, 2.8 x 0.5 mm, Round, Stainless steel 316L, Silver

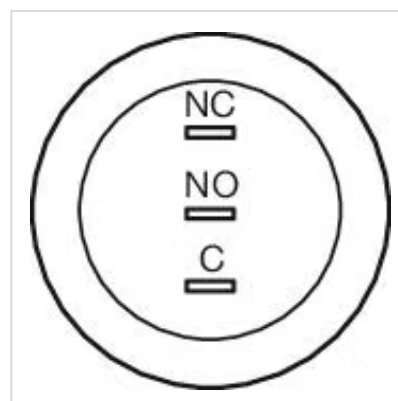
Housing size: 19 mm

Hints: Switching voltage: max. 36 V AC/1A, max. 36 V DC/0.6

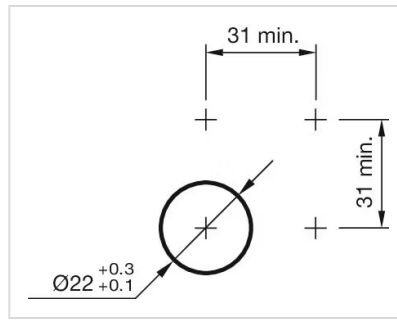
Wiring diagrams:



Component layouts:



Mounting cut-outs:



Dimension drawings:

