


Emergency stop switch

84-5331.2B40

Distribution by
Farnell



<https://farnell.eao.com/p/84-5331.2B40>

Your product:



84-5331.2B40

Emergency stop switch

FRONT

Front dimension: Ø 32 mm

Front form: Round

MOUNTING

Mounting cut-out: Ø 22.3 mm

Mounting type: Panel mounting

OPERATING-/INDICATION PART

Lens colour: Red

Lens material: Plastic, according to UL 94 V0

Lens illumination: Illuminated

Lens shape: Mushroom-head

Lens optics: opaque

Lens: round

Switching position ring: Green

Illumination colour: Red

ELECTRICAL CHARACTERISTICS

Switching voltage and switching current:

Switch rating AC with silver contact (gold plated)		
Service category AC-15 as per EN IEC 60947-5-1		
Voltage	120 VAC	240 VAC
Current	3 A	1,5 A
Switch rating AC with silver contact (gold plated)		
Service category DC-13 as per EN IEC 60947-5-1		
NO contacts	NC contacts	NO/NC contacts
(48 VA)	(60 VA)	
12 VDC/2.0 A	12 VDC/2.5 A	125 VDC/0.22 A
24 VDC/2.0 A	24 VDC/2.5 A	250 VDC/0.11 A
48 VDC/1.0 A	48 VDC/1.25 A	
60 VDC/0.8 A	60 VDC/1.0 A	

Contacts:	1 NC / 1 NO	
Operating voltage:	5 - 30 V DC (LED)	
Operation current:	9,7 - 12,4 mA	
Rated Operational Voltage Ue:	250 VAC/DC according to EN IEC 60947-1	
Rated impulse withstand voltage Uimp:	4 kV, according to EN IEC 60947-1	
Rated insulation voltage Ui:	250 V according to EN / IEC 60947-1	
Rated short-circuit current caused:	1 000 A, type of short-circuit device 6 A gG (EN 60947-5-1)	
Recommended minimum operational data:	Silver contacts (gold plated)	
	Voltage	1 VAC/DC
	Current	1 mA
Switching rating:	250 V AC @ 1,5 A	
Electrical lifetime:	50 000 cycles of operation	
Electric strength:	500 VAC, 50 Hz, 1 minute according to DIN IEC 60512-2	
Overvoltage category:	III, according to EN / IEC 61058-1	
Pollution degree:	3, according to EN IEC 60947-1	
Protection class:	II, according to EN / IEC 60947-5	
Standards:	According to EN 60947-5-1, EN 60947-5-5, DIN EN ISO 13850, EN IEC 60204	
Thermal current Ith:	5 A	

MECHANICAL CHARACTERISTICS

Terminal:	Flat ribbon cable 300 mm
Contact material:	Gold
Switching action:	Maintained
Switching system:	Slow-make switching element
Release type:	Twist to unlock
Mechanical lifetime:	250 000 cycles of operation

Operating force:	20 N ±4 N
Operating Travel:	ca. 4 mm
Tightening torque:	Fixing nut 0.8 Nm
Weight:	0.036 kg

AMBIENT CONDITION

IP front protection:	IP65, IP66, IP67, according to DIN EN 60529
IP Protection:	IP20 rear side
IK Protection:	IK07 as per IEC 62262
Operating temperature:	– 25 °C ... + 70 °C
Storage temperature:	– 25 °C ... + 85 °C
Shock resistance:	Max. 150 m / s ² , pulse width 11 ms, 3-axis, (semi-sinusoidal as per EN IEC 60068-2-27)
Vibration resistance:	Max. 50 m / s ² from 10 Hz ... 500 Hz, 10 cycles, 3-axis (sinusoidal EN IEC 60068-2-6)
Climate resistance:	Damp heat, cyclic: 96 hours, + 25 °C/97 %, + 55 °C/93 % relative humidity, as per EN IEC 60068-2-30 Damp heat, steady: 56 days, + 40 °C/93 % relative humidity, according to EN IEC 60068-2-78 Saline mist: 96 hours, + 35 °C in chemical solution NaCl, as per EN IEC 60068-2-11 Dry heat: 96 hours, + 70 °C, as per EN IEC 60068-2-2 Low temperature: 96 hours, – 40 °C (as per EN IEC 60068-2-1)

CERTIFICATE

Approbations:	CCC, UL
Conformities:	CE, 2006 / 42 / EC (MD), 2011 / 65 / EC (RoHS)
REACH:	REACH compliant
RoHS:	RoHS compliant

OTHER

Short Description:	Emergency stop switch, Ø 22.3 mm, Ø 32 mm, Mushroom-head, Illuminated, Red, Plastic, according to UL 94 V0, opaque, Round, 1 NC / 1 NO, Maintained, Flat ribbon cable 300 mm, IP65, IP66, IP67, according to DIN EN 60529, Twist to unlock, Red
Material:	Plastic, according to UL 94 V0
Housing colour:	Yellow
Housing material:	Plastic, according to UL 94 V0

Product attributes:

Twist to unlock clockwise, position indication ring green

Hints:

Twist to unlock clockwise

Luminosity and wave length variations caused by LED manufacturing processes may cause slight differences regarding the illumination.

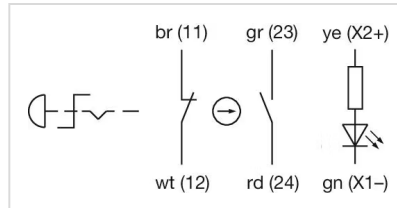
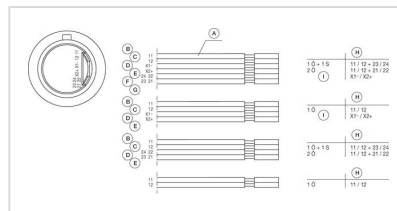
Foolproof according to EN IEC 60947-5-5

Lens colour Red

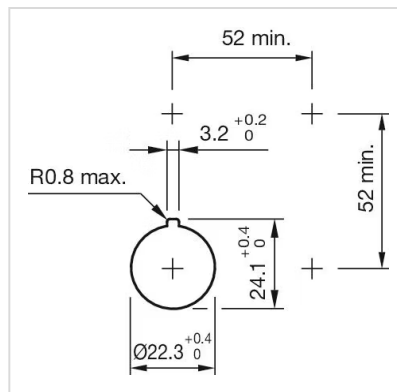
Standard version: Flat ribbon-cable length 300 mm or plug-in terminal 2.8 mm x 0.5 mm

Description component:

The double-break switching system can be supplied for the following switching functions: 1 Normally closed, 2 Normally closed, 1 Normally closed + 1 Normally open. The Normally closed contacts have forced opening according to EN 60947-5-5

Wiring diagrams:**Component layouts:**

A = Cable
B = white
C = brown
D = green
E = yellow
F = grey
G = pink
H = Terminals
I = Illumination

Mounting cut-outs:**Dimension drawings:**